

# Computer

# GAMER

**A View to a Kill—  
Exclusive indepth review**

**The Coin-op Connection—  
The Arcade revival**

**Win a Tatung  
Einstein**

**Indepth—  
Acornsoft's  
Revs**

**Indepth—  
Ariolasoft's  
Archon**

**Win a £100  
Virgin spending  
spree in the Great  
MULE challenge**

**Plus—News,  
Reviews, Competitions  
and Megagames for  
you to type in**



**ENTER OUR  
COMPETITION  
AND MEET  
PAUL McCARTNEY**







Seconds out!!! Round one and Slugger Sam comes out swinging, looking for that killer punch, but the Italian Stallion is ducking and weaving like a ballerina and there it is, the famous "Joystick Shuffle," Slugger hits the canvas 1 2 3 4 5 6 7 8 9 and out. The Stallion wins and can now go on to challenge for the heavyweight title of the world. Better than a ringside seat be there in the ring swapping punches but never feeling a thing. Box clever with KNOCKOUT the fight game of the century.

CBM 64  
Spectrum  
48k

**ARE YOU THE MICROWEIGHT CHAMPION OF BRITAIN?**



**£6.95**

**Alligata Software Limited**

1 Orange Street, Sheffield S1 4DW  
Tel: (0742) 755796



Send for your free full colour product brochure (enclose a stamp)



## REGULARS

<b>News</b> .....	<b>4</b>
The latest news from the games scene.	
<b>Gallup Chart</b> .....	<b>10</b>
The new Top 30. Plus Commodore 64, Spectrum, BBC, Atari and Amstrad Top tens!	
<b>Hi-score</b> .....	<b>38</b>
Are you a master gamer?	
<b>PBM Update</b> .....	<b>40</b>
The latest from the world of play-by-mail games.	
<b>Hints</b> .....	<b>42</b>
Stuck in Dragontorc? The answers are here.	
<b>Adventure Helpline</b> .....	<b>44</b>
Your questions answered. Plus, an indepth look at Runestone.	
<b>Dungeon Dressing</b> .....	<b>48</b>
Fantasy features to include in your adventure.	
<b>Competition Results</b> .....	<b>50</b>
Have you won a prize in our Enterprise competition.	
<b>Screenshot Reviews</b> .....	<b>52</b>
The latest games reviewed.	
<b>Into Games</b> .....	<b>66</b>
Brighten up your games graphics in our games writing series.	

Computer Gamer is a monthly magazine appearing on the fourth Friday of each month.

Subscription rates upon application to: Computer Gamer Subscriptions Department, Infonet Ltd, Times House, 179 The Marlowes, Hemel Hempstead, Herts HP1 1BB.

The contents of this publication including all articles, designs, plans, drawings and other intellectual property rights therein belong to Argus Specialist Publications Limited. All rights conferred by the Law of Copyright and other intellectual property rights and by virtue of international copyright conventions are specifically reserved to Argus Specialist Publications Limited and any reproduction requires the prior written consent of the Company. ©1985 Argus Specialist Publications Limited.

**Editor:**  
Tony Hetherington  
**Editorial Assistant:**  
Mike Roberts  
**Interplanetary Adviser:**  
Eecaan  
**Group Editor:**  
Wendy J Palmer  
**Advertisement Manager:**  
Carsten Holm  
**Assistant Advertisement Manager:**  
Sarah Musgrave  
**Advertisement Copy Control:**  
Lynn Collis  
**Publishing Director:**  
Peter Welham  
**Chairman:**  
Jim Connell

**Editorial Address:**  
1 Golden Square  
London W1R 3AB  
01-437 0626

**Origination and design:**  
Argus Design Ltd  
**Printed by:**  
Alabaster Passmore & Sons Ltd; Tovil, Maidstone, Kent.  
**Distributed by:**  
Argus Press Sales and Distribution Ltd, 12-18 Paul Street, London EC2A 4JS.



Transmission 4

Stardate July 1985

## FEATURES

<b>A View to A Kill</b> .....	<b>12</b>
Exclusive indepth review of the new Bond game.	
<b>Coin-op Connection</b> .....	<b>18</b>
The latest from the arcades.	
<b>Coin-op Classics</b> .....	<b>20</b>
The all time, best arcade games.	
<b>Coin-op Conversions</b> .....	<b>22</b>
The pick of the computer versions of arcade classics.	
<b>Coin-op Chronology</b> .....	<b>24</b>
How it all began — the history of the arcades.	
<b>Archon</b> .....	<b>30</b>
Indepth review of the strategy game where fantastic creatures fight for every square.	
<b>Revs</b> .....	<b>36</b>
Indepth review of Acornsoft's latest megagame.	

## OFFERS

<b>Meet Paul McCartney!</b> .....	<b>8</b>
Win a chance to teach him how to play Broadstreet.	
<b>The Great M.U.L.E. Challenge</b> .....	<b>16</b>
Win a £100 software spending spree in the Virgin Games Centre.	
<b>Win an Einstein!</b> .....	<b>28</b>
Over £1,500 worth of hardware and software to be won!	
<b>Readers Club</b> .....	<b>34</b>
It's the FREE club you can't afford to miss!	

## PROGRAMS

<b>Rampant Squashy Things / Atari</b> .....	<b>73</b>
<b>Galex Vaders / BBC</b> .....	<b>78</b>
<b>Little Bee / C64</b> .....	<b>82</b>
<b>Battleship / Amstrad</b> .....	<b>86</b>
<b>Space Battle 2091 / Spectrum</b> .....	<b>88</b>

# CONTENTS



# NEWS NEWS NEWS



## Eecaan's Transmission

Greetings Earthlings, to a special transmission of Computer Gamer. Special, because this month we feature The Coin-op Connection.

Computer games as we know them, began life in the arcades, and since then the software houses have constantly taken their lead from their coin-op cousins. Therefore to celebrate the coin-op comeback (more people will visit the arcades this year since 1982) we look back at the history of these machines in "Coin-op chronology". We then single out the classic games in "Coin-op classics", we take a look at what's new this summer in "The Coin-op connection". Finally we feature the best of the computer versions in "Coin-op conversions".

Plus we have the first in-depth review of Domark's Bond game — A View to a Kill as well as an indepth look at Acornsoft's Revs, Ariolasoft's Archon and Games Workshop's Runestone.

We also feature three fantastic competitions in which you could win an Einstein package worth over £1000, a day with Paul McCartney, and a £100 software spending spree in the Virgin Games Centre!

All that on top of all the news, reviews and regulars that makes Computer Gamer essential reading for all serious games players. Transmission ends.

# 4

## The Dentists Will Never be the Same Again!

Pioneer, the well known Japanese electronics giant has come up with an odd idea on the furniture front — a vibrating chair!

Designed for the MSX series of computers, though it will work with anything, it uses the sound output of the computer to provide the effects. Any


computer with the correct sound output and connector can feed into it, where the chair will filter the sound, increase the bass range, and divide the frequency to sub-audial levels. This 'booming' will then shake you up to provide the full effects. There are also some vibration pads for more shaking, and some stereo speakers arranged next to your ears.

There is an optional extra of a vibrating foot stool, so that you can shake a leg

perhaps?

This is similar to the 'sensaround' film system in the late seventies that had a special bass track on the film and special bass speakers behind the audience, if the Pioneer system is anything like that then games will enter a whole new dimension.

What price for all this? A whopping £600 for the chair and an extra £100 for the foot stool which will certainly shake your bank balance.



A CROWTHER

"Commodore 64 that'll do nicely sir!"

## Commodore's Weekend Break

News has just reached us about a series of offers from Commodore. The first will be a 'bag' offer comprising of a Commodore 64, a tape deck, a copy of International Soccer, and 2 or 3 nights in a hotel for two. The hotel can be selected from a list of 250 in Britain and the Continent. The package is expected to sell

for around the £200 mark. This brings Commodore's official price of the C64 into line with the general price of a C64. Commodore's recommended price for the C64 without the tape deck is still £229. Currently a C64 can be bought for as low as £150, but the going rate is around £175.

The Plus/4 also deserves a quick mention as Commodore are bundling it with a disk drive and a printer and calling it a business pack. This may be beyond the scope of this

magazine but depending on the price it could make quite a good "plug in and go" system.

The last offer is going to be through mail order only and is for existing Commodore 64 owners. Called the Peripherals pack it is a disk drive, a modem, and some software. At the time of going to press no price was known for this.

The Commodore 128 is now set for a September launch, pricing is still unknown but is expected to be around £250-£300.



# NEWS NEWS NEWS

## Quake-1

In Quake-1 (Beyond's latest release under the Monolith label) you have to prevent the robot liberation front from taking over the world.

The crank terrorist organisation plans to destroy the Titan power station complex and trigger off a massive earthquake which will paralyse the industrial nations allowing the RLF to seize power.

The Titan complex is a huge power station situated deep in the Atlantic ocean where it draws power direct from the Earth's core. It is controlled by five computers called Hermes, Zeus, Poseidon, Vulcan and Ares.

When the game begins you control only Hermes and have ten hours to seize the others from the RLF. At your disposal you have 25 armed mobiles with which you do battle.

The screenshot shows the display from just one mobile. The top half of the screen shows the view of the Titan landscape which shows a selection of the buildings that form the complex. These include Energisers and fuel tanks to refuel your mobile, factories to repair them along with bunkers, magnetrons, quake suppressors, cooling dromes, rigs and control towers. Capturing a control tower will give you control over a road section and all it contains. However, as you can see from the map in the bottom lefthand corner of the screen there are an awful lot of roads sections to capture.

The rest of the screen shows the fuel and energy levels of the mobile, the

amount of damage it has sustained and the weapons available to that mobile.

Each mobile has one or more weapons systems which include mines, torpedos, missile pods, ionic blasters, lasers and shock shields.

The next transmission of Computer Gamer will contain an exclusive indepth review of this giant, real-time action game.

Quake-1 was written by Mike Singleton who is also working on the third part of his Lords of Midnight trilogy titled Eye of the Moon.

### Eye of the Moon

This mammoth climax of the trilogy contains 16,000 locations and some 131,000 views.

It will be set in the land of Bloodmarch which lies to the south of Midnight.



In the game you must help Morkin or Tarathiel find the Eye of the Moon which is a magical jewel which can look into the future and so help him save the Land.

Mike Singleton has taken the opportunity to extend the features of the game from the original Lords of Midnight. For example, Eye features a new system called Randscapeing by which every tree and mountain is unique creating a unique view for each location.

The game also contains 256 characters, each with a different face which were created from the identikit pictured in the screenshot.

Some of these characters have magical abilities ranging from weather control to terrain changing. Indeed, one of the objects that you require is surrounded by mountains and the only way that you can get at it is by enlisting the aid of the character that can flatten mountains.

Beyond hope to have the memory to include a facility, by which two players can play the game simultaneously on two Spectrums. One player would take the role of Morkin, the other Tarathiel, and would both play in the same game with the Spectrums communicating via a cassette lead.

The Eye of the Moon will

be available from Beyond in September.

### Elindor

July will see the release of a Lords of a Midnight spinoff called Elindor. It is a landscaped adventure which features a 750 word vocabulary and animated graphics. The screen display will be split into 3 parts. The middle section shows an animated view of the location you are in. For example if you are indoors and open a window you will be able to see the landscape through it. Should a storm blow up, then the sky will darken and lightening will flash.

The top of the screen is for text input which accepts phrases such as "meet you at noon" and the reply and details of the location will appear in the bottom third of the screen.

The passage of time is shown by the sun or moon travelling across the sky as well as by a skull that rises from a fire. When the skull is at its highest then the armies of the dead walk the land.

Unlike Midnight, where you are forced to sleep at night, you can continue your quest in darkness. However you will quickly tire and once you sleep you can't control when you wake. If you wake at all!



# NEWS NEWS NEWS

## Swords and Sorcery

Two and a half years in the making and a year late, PSS are a last about to launch, Swords and Sorcery. This much awaited game has cost £50,000 to develop and is a real time, roleplaying, arcade adventure.

The game consists of a 4 level dungeon each containing 100 rooms packed with monsters, tricks, devious traps and treasures.

Players will enter the dungeon as a novice with only limited magical and fighting abilities but as you progress through the game your powers will increase.

The screen display will show a 3D view of rooms and their contents along with a map of part of the



current level, a message scroll and a series of nested duckshoot menus from which you can enter commands quickly with a joystick.

For example, if you select MAGIC from the

master duckshoot menu this leads you to a submenu from which you can choose from your list of spells. You can even store two phrases such as "Surrender or Die!" with which to greet the games characters that you will encounter.

The object of the game is to collect and assemble the pieces of the lost armour of Zob, which is scattered throughout the four levels.

Swords and Sorcery has been created using a programming system known as midas which means that a series of expansion modules will soon be available into which you can transfer your original character.

Swords and Sorcery will be available from PSS in Commodore 64 and Spectrum versions for £9.95.

## Infocom Conversions

Infocom adventures which were featured in last month's Gamer are now available to Einstein and TI 99/4A users.

These classic text adventures including the Zork series and Hitchhikers are available on disk for around £40. TI users will therefore need a disc and controller, 32K RAM and extended Basic.

For further details TI users should contact Arcade Hardware on 061 225 2248 and Einstein owners will get details from Einsoft. Einsoft will also soon announce the availability of the classic game Elite which they are currently converting for the Einstein and MSX computers.

## Ariolasoft's Next Releases

Ariolasoft are set to release four more US top ten hits.

Licensed from American software houses Electronic Arts and Broderbund the games will be Sky Fox, Karateka, The Castles of Dr Creep and Racing Destruction Set.

### Sky Fox

Sky Fox is a flight-battle simulation in which you protect your home base from 15 different invasion forces. You pilot a jet equipped with an automatic pilot that gets you straight to the action. There your onboard battle computer takes over as you locate and destroy the enemy.

You first take on the enemy aircraft before driving through the cloud layer to do battle with their tanks and motherhips.

### Karateka

In Karateka the player controls a fully animated karate expert who must rescue a princess from the dungeon below the palace of the evil warlord Akuma. To succeed in your mission you must punch, kick and jab your way through the warriors that Akuma sends against you. The battles are punctuated by scenes showing the princess in her cell and Akuma despatching your next opponent.

### Castles of Dr Creep

The Castles of Dr Creep is a mammoth platform game consisting of thirteen castles each containing over 200 rooms.

Each room is filled with dangers and problems that one or two players, working together, must involve. The problems include force fields, death rays, electrostatic generators and wandering mummies.

### Racing Destruction Set.

Finally, Racing Destruction Set is destined to become one of my favourite games. It's a two player racing game, but with a difference.

Each player builds his own custom made car by choosing from a selection of engines, tyres and bodies which ranges from a dirt bike to a formula car racer to a moon buggy. They then arm them with oil and mines for weapons before racing on either one of the set tracks or on a custom built one. This can include chicanes, jumps and hairpins on a dirt or icy surface.

The race is contested on a Pitstop II style split screen display with the winner being the first to finish or last to survive.

All of these games will be released as soon as they have been converted onto Commodore 64 cassettes.



## Ocean's Hypersports

Hypersport's is the first of a series of Konami arcade games to be converted by Ocean for the Spectrum, C64 and Amstrad computers for release under the Imagine label.

This multi sports simulation is reviewed in-

side and will be followed in the coming month's by "Konami's Tennis", "Yie Ar Kung-fu", "Hyper Rally", and "Konami's Golf".

Two further arcade games, "Mike" and "Comic Bakery" are scheduled for release in November and December.



# NEWS NEWS NEWS

aver-


s which  
last  
e now  
and TI

adven-  
e Zork  
ers are  
k for  
rs will  
sc and  
M and

ills TI  
ct Ar-  
31 225  
wners  
n Ein-  
o soon  
ability  
Elite  
rently  
stein

ed in  
by  
"Yie  
Ral-  
olf".  
cade  
omic  
d for  
and

ed in  
by  
"Yie  
Ral-  
olf".  
cade  
omic  
d for  
and



## Battle of Britain


PSS are soon to release a game based on the battle of Britain.

In this, the third of their Warmaster series, players defend the south of England from the attacking Luftwaffe.

At their disposal they have a maximum of 18 RAF squadrons as well as 13 radar stations and a

number of land observation points to track the incoming enemy. Then its "scramble!" and the battle begins.

The player can't tell the number or type of incoming aircraft until they are engaged which then leads the game into one of its action games. Here you see the view from a Spitfire and must shoot down opposing aircraft. You only get 30 seconds to make your first



"kill" and if you're successful you get bonus time for further attacks. Your skill in this stage will affect the outcome of the battles, as in Theatre Europe.

The other action screens find you manning anti-aircraft guns as you attempt to shoot down the German planes as they attack either one of the nine airbases or the sixteen towns and cities that are shown on the map.

The game covers only one day of the battle but since the program contains the required data you can either continue the campaign or choose a specific day for an easy or more difficult game.

Battle of Britain will be available for the Commodore 64, Spectrum, Atari and Amstrad computers and will cost £9.95.

BIGGIN HILL			
AIRFIELD STATUS-OPERATIONAL			
SQUADRON NUMBER	AIRCRAFT TYPE	NUMBER	PRESENT STATUS
66	SPITFIRE	10	READY
11	HURRICANE	12	REFUEL
14	HURRICANE	3	READY
RUNWAY- CRATERED			
WEATHER- GOOD			
MANUAL PAGE 5			



# MCCARTNEY COMPETITION

Would you like to meet Paul McCartney?  
Then all you have to do to visit him  
in his London studios is  
enter our fantastic  
competition



Computer Gamer and Argus Press software are teaming up to offer you the prize of a lifetime — a chance to meet Paul McCartney.

The winner will enjoy an all expenses trip to London when they will visit Paul in his London studios and teach him how to play the game that features him — Give My Regards to Broad Street.

There will also be runners-up prizes of six copies of the Broadstreet album, six copies of the video and 50 prizes of £10 worth of software from Argus Press Software's current range.

## How to Enter

All you have to do to enter this fantastic competition, is prove that you could teach Paul, to play the Broadstreet game.

To do this, simply answer the six questions below which test your knowledge of the game. Then write your answers on a sheet of paper and include it with the coupon below and send it to:

Computer Gamer, (McCartney Competition)  
No.1 Golden Square,  
London W1R 3AB.

All entries must reach us by the 9th of August.  
If you haven't already

got a copy of the game then you can get a £1 discount by simply using the special offer coupon.

## The Questions

- 1) How many people are there in the game?
- 2) What make of car does Paul drive in the game?
- 3) Where do you go once you've collected the missing notes?
- 4) What tube station does George Martin come out after landing at Heathrow?
- 5) In the game, which tube station shows you the Tower of London?
- 6) Which tube station do you go to, to visit the Old Justice Pub?

£1 off "Give My Regards to Broadstreet".  
To take advantage of this offer simply fill in this coupon and send it to:  
Broadstreet offer, APS,  
Liberty House, 222 Regent

Street, London W1R 7OB  
Tick as required.  
Spectrum version (RRP £7.99) £6.99 ☐  
Commodore 64 version (RRP £7.99) £6.99 ☐

I enclose a cheque/postal order for £.....

Name .....

Address .....

Computer Gamer (McCartney) Competition,  
1 Golden Square, London W1R 3AB

Your high score is .....

What time of day did you finish .....

The last station Sandra went through was .....

Name .....

Address .....





DOMARK

presents

**YOU** as . . .



**007**

# **A VIEW TO A KILL**

## **THE COMPUTER GAME**

**YOU will become  
James Bond**  
in his first arcade/adventure  
available on  
**Spectrum 48K, Commodore 64,  
Enterprise 64  
and watch out for  
Amstrad, MSX and others**

**ORDER YOUR COPY NOW!**

**CALL 01-947 5624**



DOMARK

To: Domark Ltd., 204 Worple Road,  
London SW20 8PN  
Telex: 894475 G

NAME: (BLOCK LETTERS) .....

ADDRESS .....

COUNTY ..... POSTCODE .....

Please send me ..... copies of "A View to a Kill - The Computer Game"  
at £10.99 (includes postage and packing)..

I enclose a cheque/P.O. for £ .....

My computer is: .....

You may order by Access ☐ Visa ☐ American Express ☐ by post or  
telephone (01-947 5624).

Please debit my CREDIT CARD ☐ Signature: .....

Account No:

Expiry Date: ..... CG2



# GALLUP CHART

## Top 30

1	Soft Aid	Various
2	World Series Baseball	Imagine
3	Knight Lore	Ultimate
4	Spy Hunter	US Gold
5	Starion	Melbourne House
6	International Basketball	Commodore
7	Dambusters	US Gold
8	Combat Lynx	Durell
9	Bruce Lee	US Gold
10	Pitstop 2	CBS
11	Death Star Interceptor	System 3
12	Everyone's A Wally	Mikrogen
13	Daley Thompson's Decathlon	Ocean
14	Football Manager	Addictive Games
15	BMX Racers	Mastertronic
16	Shadowfire	Beyond Software
17	Gremlins	Adventure International
18	Moon Cresta	Incentive
19	Emerald Isle	Level 9
20	Finders Keepers	Mastertronic
21	Ghostbusters	Activision
22	Mini Office	Database Publications
23	Cauldron	Palace
24	Air Wolf	Elite
25	Manic Miner	Software Project
26	Jet Set Willy	Software Project
27	Raid Over Moscow	US Gold
28	Entombed	Ultimate
29	Alien 8	Ultimate
30	Rocky Horror Show	CRL

## Commodore 64 Top 10

1	Soft Aid	Various
2	International Basketball	Commodore
3	Dam Busters	US Gold
4	Pitstop 2	CBS
5	Cauldron	Palace Software
6	World Series	Imagine
7	Entombed	Ultimate
8	Impossible Mission	CBS
9	Theatre Europe	PSS
10	Air Wolf	Realtime

Compiled by Gallup for the industry's weekly trade magazine, Computer and Software Retailing. For details contact John Sorrenti, Computer and Software Retailing, Liberty House, 222 Regent Street, London W1R 7DB. 01-454 2151.

## Spectrum Top 10

1	Soft Aid	Various
2	Starion	Melbourne House
3	Spy Hunter	US Gold
4	World Series Baseball	Imagine
5	Finders Keepers	Mastertronic
6	Death Star Interceptor	System 3
7	Bruce Lee	US Gold
8	Rocky Horror Show	CRL
9	Everyone's A Wally	Mikrogen
10	Shadowfire	Beyond

## BBC Top 10

1	Knight Lore	Ultimate
2	Castle Quest	Micro Power
3	Emerald Isle	Level 9
4	Elite	Acornsoft
5	Alien 8	Ultimate
6	Combat Lynx	Durell
7	Football Manager	Addictive Games
8	Atic Atac	Ultimate
9	Revs	Acornsoft
10	Mini Office	Aardvark

## Amstrad Top 10

1	Knight Lore	Ultimate
2	Ghostbusters	Activision
3	Daley Thompson's Decathlon	Ocean
4	Starstrike 3D	Realtime Software
5	Death Star Interceptor	System 3
6	Fighter Pilot	Digital Intergration
7	Sorcery	Virgin
8	Combat Lynx	Durell
9	Mini Office	Database Publication
10	Jet Set Willy	Software Projects

## Atari Top 10

1	Bruce Lee	US Gold
2	Pole Position	Atari
3	Kissin Cousins	English Software
4	Beach Head	US Gold
5	Mr Do	
6	Emerald Isle	Level 9
7	Cavern Commander	
8	Soccer	Atari
9	Pitfall 2	Activision
10	Lords Of Time	Micro User



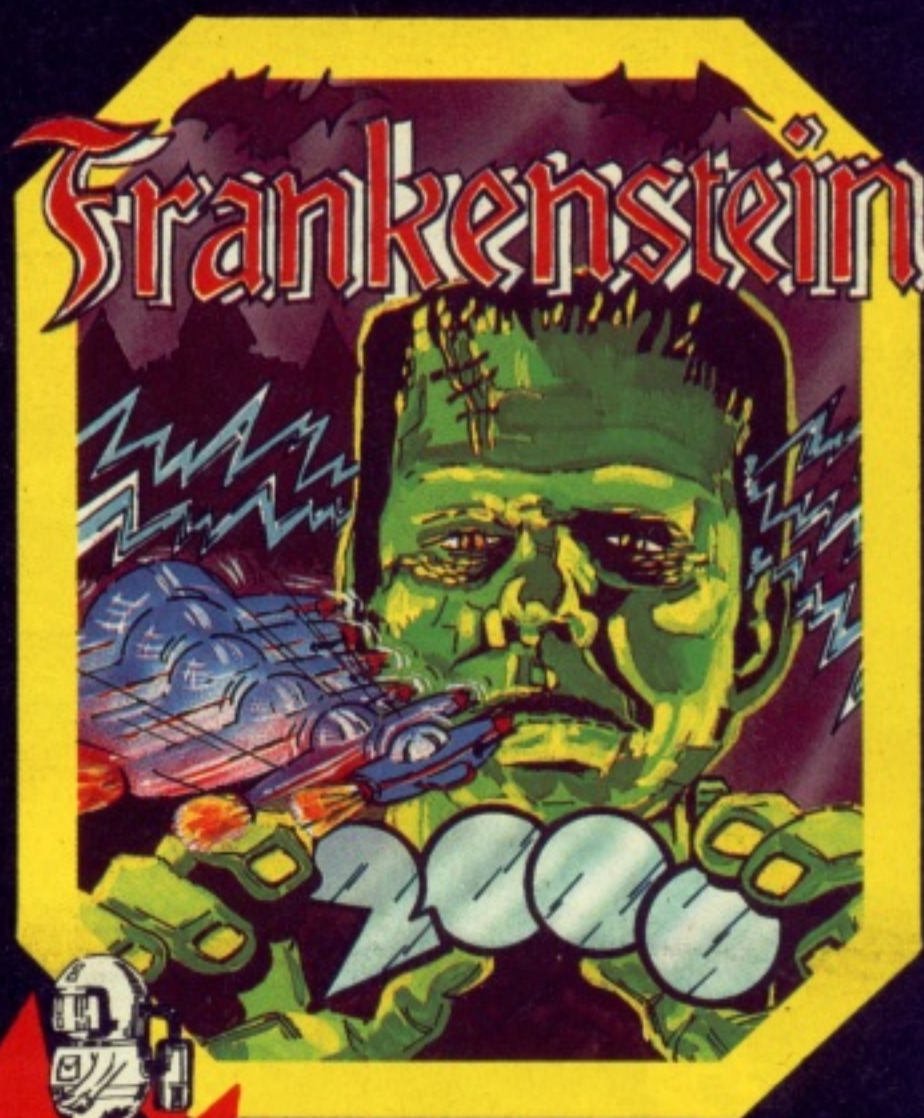
MSX • AMSTRAD • SPECTRUM • ELECTRON • BBC



### CHRYSALIS...

Super smooth full colour classic arcade action.

BBC...£7.95 Electron...£7.95  
MSX...£6.95 Spectrum...£5.95



### FRANKENSTEIN 2000...

Multi-screen fantasy micro voyage through monsters body. BBC...£7.95 MSX...£6.95  
Spectrum...£5.95 Amstrad...£6.95

BEWARE OF THE  
**BUG-EYES**  
48K SPECTRUM



### CONTRAPTION...

Zany Hi-res all action arcade extravaganza

BBC...£7.95 Electron...£7.95 MSX...£6.95 Spectrum...£5.95



### CAVEMAN CAPERS ...

Addictive smooth scrolling fast action arcade fun.

BBC...£7.95 Electron...£7.95 MSX...£6.95 Spectrum...£5.95

Available from most major stockists,  
all good computer shops  
or direct from us.

To order direct from us:  
Send cheque or P.O. payable  
to ICON or quote your



Access No.  
VAT/PP  
Incl.

Tel: (091) 2846966

# ICON

## SOFTWARE

65 HIGH STREET, GOSFORTH,  
TYNE & WEAR, NE3 4AA.

NEW!



# JAMES BOND 007



## A VIEW TO A KILL

**Bond has at last burst onto the computer screen. Tony Hetherington takes an indepth look at A View to A Kill.**

"My name's Bond, James Bond". At last the hero of British intelligence has burst onto the computer screen.

His first computer adventure is based on the current Bond film "A View to a Kill", and like the real thing, the game is a big production.

It was originally designed by Tigress Marketing and was programmed by Softstone. The game is accompanied by the Bond theme which was digitised by Tony Crowther. Last but not least, the whole project was co-ordinated and the game sold by Domark, the

company who brought you Eureka.

The game begins with the usual sequence of Bond walking across the screen, framed in a gunsight, but just in time he turns and shoots, then blood covers the screen. All this is accompanied by Crowther's version of the Bond theme which is impressive on the 64 version but only a recognisable series of bleeps on the Spectrum.

The program actually consists of three separate games based on parts of the film. The first finds Bond racing a car around Paris while tracking the evil Mayday who is descending

from the Eiffel Tower by parachute. In part 2, Bond and his girl, Stacy, try and escape from the burning San Francisco city hall. Finally in part three Bond descends into a mine shaft to disarm the bomb planted by the villain who plans to trigger the San Andreas fault. This would then destroy Silicon Valley making him the world's major microchip manufacturer.

After parts 1 and 2, you are given a code which reflects your performance in that section. This is then fed into the next part and the action continues. This means that you don't have to perfect one part before you can practise the others. However it does mean that you can't actually finish the game because you will be without some piece of vital equipment or have insufficient time to find and disarm the bomb in the mineshaft.



## Paris

The Paris module of the game is a Broadstreet style, car maze game in which you have to track Mayday to one of 16 possible landing positions.


The screenshot shows how the display is divided into five areas. The bottom of the screen has a plan view of the area of Paris you are currently in. The corresponding 3D view is shown above it. In between the two, are you car's controls, including a steering wheel that turns as you do, a speedometer and a real time clock.

To the left of the 3D view is a tracking device that shows Mayday's height and to the right a display showing the amount of damage the car has sustained.

Luckily, Mayday gives you a sporting chance to catch her as she circles the Tower before drifting off towards her destination. This gives you a chance to get into the centre of the road ready for the pursuit. This is important for if you drive too close to a wall, you'll find it difficult to turn corners which will halt your pursuit.

To add to your problems you will have to avoid numerous dead ends and the local police.

A few mapping excursions will soon locate the



## In DEPTH

part of the map to avoid whereas the police pose a more difficult problem.

These will pursue you if you exceed the speed limit or go down a one-way street in the wrong direction. Unfortunately, you will have to do just that in order to capture Mayday.

There are two types of police car, white and red. The white cars shouldn't pose to many problems. If they get in your way they can be quickly despatched by a couple of shots from your Walter PP45. The red cars are another story. Some of them possess remarkable acceleration and the best advice is to ignore them. At best they push you to close to a wall, making it difficult to turn or worst they will pen you in, ending your chance of completing the game.

I found Paris to be the easiest part of the game and was confident that I had a good code with which to enter city hall.

## City Hall

City Hall is a full blown arcade adventure which would quite easily stand as a game on its own.

You are trapped in the city hall, and have to rescue the girl, before the fire that is spreading, engulfs you both. Again the screen is split into areas with the top left window showing the room you are in. Below this is a picture of city hall showing its windows and the fire which starts in the top lefthand window. Your own location is shown by the window that is shaded.

To the right of the room display is the date and time displays and above them the command and object duckshoots.

These are operated either under joystick or keyboard control and decide your actions in the game.

Using the command duckshoot you can select actions such as Examine,

Use and Give. The objects that you collect and use are stored in boxes in the other duckshoot and can be scrolled into view when required.

For example to pick up an object that you find in the game, simply move Bond to it then select the duckshoots by pressing the fire button (or corresponding key). When you select "Examine" a picture of the object will be displayed in the object display. Then by simply pressing the fire button the object is picked up and stored for later use.

It is important that you learn to use this quickly and efficiently as you can't afford to waste any time.

Your first problem is the fire. You can slow down the rate at which it spreads, by finding water buckets which you throw on the floor in the next room to be consumed. You may also find a fountain from which you can refill the buckets.

However this will only

slow its progress and before you have any chance to escape, you will have to find some way to put it out.

The dynamite strewn throughout the building is certainly not the answer as if it is left to near the flames, it will explode, spreading the fire even more. Consequently you should ferry this away to relative safety. Whatever you do, don't be caught to near the flames holding dynamite or they'll be looking for the next Bond.

You'll know when you're close to the fire because you'll slow down dramatically until you're overcome by heat. The room temperature is also displayed on the lefthand side of the screen but I found that I was too busy to keep an eye on that.

Obviously all this frantic activity takes its toll on you and so you will need some refreshment. This you will find in the form of a drinks machine and you're left

with the problem of how to get into it. There are a number of ways to do this but the only clue I'll give you, is that crime doesn't pay.

Before you tackle such problems you will have to navigate the rather tricky problem of getting around the place. This is difficult since most doors require either a key or security pass which the staff of city hall have hidden in the most unlikely places. Then again, if you find a door without a key or pass that fits you can also adopt for the subtle approach and shoot the lock off.

Be careful with this tac-





tic, for as in the best films, you only have a limited number of bullets.

Finally in your travels you should also find the combination to a safe, numbers that form the security code to get you out, Stacy, and an item that will help you find the bomb in the final part of the game.

## The Mine

This the third and final part of the game, was obviously inspired by the excellent Impossible Mission. Bond runs (footsteps echoing), jumps and falls around the disused mine where the bomb is planted.


Your first priority is to collect some vital equipment that will help you find, the now converted Mayday, before you both try and disarm the bomb.

The most useful gizmo you will find is a rope complete with a grappling hook which can get you out of a number of tricky situa-

lies in the map of the mine but I didn't know what that meant either.

During your travels you will collect a number of objects including planks of wood, rope, handles and sticks of dynamite.

Dynamite when properly lit is extremely useful in this part of the game as it



## In DEPTH

You should take advantage of the ability to scroll the screen down (by pushing down on the joystick) to look before you leap. It is also worth climbing up your portable rope to scout around for useful objects.

To succeed you will have to be an incredibly agile Bond and perform feats more associated with Indiana Jones. I would have preferred to take the Roger Moore option and send in a stunt man to do it for me. Unfortunately they all seem to be fully booked and so I'll have to persevere. Perhaps someday I'll finish the game unscathed, until then, "Geronimo!" — "AAAGH!"

## Conclusions

A View to a Kill consists of three distinct games linked only by a code that is awarded to you in one part and passed on to the next. Only when you perfect all three parts will you complete the game.

I found Paris to be the most disappointing section but since it is fairly easy to solve it shouldn't hold you up for too long.

tions. The mine consists of a number of caverns and platforms dug out of the rock, punctuated by lifts and ropes.

Mapping this is a major task, but an important step to solving the game.

Again the screen has two duckshoots but this time they contain useful commands such as CALL LIFT and WINCH UP and WINCH DOWN.

The two winch commands are used to lower you down the shaft that contains the bomb but before that you have a lot to do.

For example you need to find something to be winched down in, Mayday to do the winching and the code that will disarm the bomb once you get there.

This is in the form of numbers scattered about the mine but once you find them, you still have to work out the order in which to input them. Apparently, the clue to this



can blowup sections of rock to allow access to other parts of the mine.

As in the other two sections of the game the screen contains a real time clock but in this instant, this will change to a time to detonation, when you find Mayday as she knows when the bomb's set to explode.

However it will take most players many hours to get to this stage as you have to learn how to get around the mine without too many uncontrolled plummets.

Luckily Bond always lands on his head and so recovers, however vital seconds will have been lost.

In comparison, City Hall and The Mine are good enough to stand on their own. Consequently the inclusion of them both, make the game excellent value for money.

I found the duckshoots easy to use and seeing the commands available, gave me some much needed pointers early on.

The graphics, particularly the animation, are exceptional and even the scenes in the mine scrolled smoothly on the Spectrum version.

The whole package is completed by the inclusion of the opening sequence and the Bond theme.

All in all, a thoroughly enjoyable game and all I want to know is when will Bond be back?

A View to a Kill is available from Domark for £10.99 in Spectrum, C64 and Enterprise versions. These will soon be followed by conversions for Amstrad and MSX computers.



# MORE GAMES THAN THE OLYMPICS

IN · ABYSS · ADVENTURE QUEST · AGENT USA · AIR TRAFFIC CONTROL · AMERICAN FOOTBALL · ANT ATTACK · AUTOMANIA · AVALON · AVIATOR · BATTLECARS · BEAC  
D · BLAGGER · BLOCKBUSTERS · BLUE MAX · BOILER HOUSE · BOULDER DASH · BRAINSTORM · BRAXX BLUFF · BRUCE LEE · BYTE · CAMELOT · CASTLE OF TERRO  
DENNAME MAT · DALEY THOMPSON'S DECATHLON · DETECTIVE · DIGGER DAN · DOOMDARK'S REVENGE · DRAGON FIRE · DRELBS · DUNGEON ADVENTURE · EDDIE KIL  
P CHALLENGE · ELITE · EUREKA · FIGHTER PILOT · FIREQUEST · FLAK · FOOTBALL MANAGER · GHOSTBUSTERS · GIFT FROM THE GODS · GOLD RUSH · GRAND PRIX DRIV  
ZZLER · HIGH NOON · HOT DOT SPOTTER · HULK · IMPOSSIBLE MISSION · INTERDICTOR PILOT · JACK & THE BEANSTALK · JASPER · JET SET WILLY · JETPAC · JINN GENI  
GHTLORE · KOKOTONI WILF · LEGIONNAIRE · LEMMING SYNDROME · LORDS OF MIDNIGHT · MANIC MINER · MASTERMIND · MATCH DAY · MATCH POINT · MOLAR MAU  
ON PATROL · MR ROBOT · MS PAC MAN · MUGSY · MUSIC MACHINE · MUTANT MONTY · MYCHESS II · NATO COMMANDER · NOMAD OF TIME · OLYMPICS 84 · ORIO  
ER PAN · PIPE LINE · PLOP · POGO · POLE POSITION · POSITRON · PYJAMARAMA · QUANGO · QUIZMASTER · RAID OVER MOSCOW · RATTLER · REDCOATS · RETURN  
N · RIVER RAID · ROBBER · ROBOTRON 2084 · ROLAND GOES DIGGING · SABRE WOLF · SAGA OF ERIC THE VIKING · SCRABBLE · SCUBBER DIVE · SHEER PANIC · SHERLOC  
OF THE LINE · SHOOT THE RAPIDS · SKOOL DAZE · SKULL · SMUGGLER · SNOOKER · SNOWBALL · SOFTWARE STAR · SON OF BLAGGER · SPACE SHUTTLE · SPELLBOUN  
EGED · SPIDER-MAN · SPIRIT OF THE STONES · SPITFIRE ACE · SPY HUNTER · STAFF OF KARNATH · STAR TRADER · STAR TREK ADVENTURE · STAR WARRIOR · STELLAR  
VE DAVIS SNOOKER · STOP THE EXPRESS · STRIP POKER\* SUICIDE EXPRESS · SULTAN'S MAZE · SWAG · TALES OF THE ARABIAN NIGHTS · TECHNICIAN TED · TEST MATC  
GALACTIC PLAGUE · THE GREAT SPACE RACE · THE THINKER · TIR NA NOG · TRANSYLVANIAN TOWER · UGH! · VIZAWRITE 64 · WANTED MONTY MOLE · WEATH  
TER · WHITE LIGHTNING · WILD WORDS · WIZARD OF WOR · XAVIOR · ZAGA MISSION · ZARM · ZAXXON · ZENJI · ZODIAC MASTER · ZOOM PASCAL · ZORK II · ZORK

**SUMMER GAMES II NOW AVAILABLE ON DISC FOR C64 £39.95**

When you are looking for the best games in town look no further than Software City.

Even if you are just browsing we'll be happy to show you the selection of great games we have to offer.

We stock software for Spectrum, Commodore 64, Atari, BBC Electron, Amstrad, MSX, Apple and IBM machines, or we will order if you cannot find the program on the shelf.

**Software City**

**THE UK'S NO.1 SOFTWARE DEALER LIMITED**

382 Kings Road Chelsea SW3 01 352 9220

14 Thames Street Kingston-on-Thames Surrey 01 541 4911




47 Cheap Street Newbury Berkshire 0635 31696



# THE GREAT

# M.U.L.E.

# CHALLENGE



You could win an £100 software spending in the Virgin Games Centre in our search to find the champion Mule player.

M.U.L.E. is a curious mix of both arcade and strategy that attracts all kinds of games players and was featured in an indepth review in last month's Gamer. It was written by an American software house, Electronic Arts but is sold in Britain by Ariolasoft in both cassette and disk versions for the Commodore 64 and Atari computers.

One night in April four figures met to do battle to become the Computer Gamer M.U.L.E. champions. The players were Clive Brown (Ariolasoft), Dave Bishop (Tigress Marketing and Gamer contributor), Jeff Minter (Llamasoft) and Tony Hetherington (Gamer's illustrious Editor). After a keenly fought and often dirty battle Dave Bishop and Tony Hetherington survived to fight again as Gamers champions.

Now we are looking for six challengers to take on

our champions in a knockout tournament to be held in Ariolasoft's offices in the centre of London.

The winner will be able to celebrate in a £100 spending spree in the Virgin Games Centre in Oxford Street. Although nobody will go home empty handed.

All you have to do to enter the challenge is to send in your witnessed high scores on the form below and the best six will be invited to do battle to become the Computer Gamer M.U.L.E. Champion of Champions. The submitted scores should be achieved in a 12 turn game played at Tournament level between yourself, playing a humanoid, against three computer opponents.

In the event of any ties the first scores received will get preference. In the play-offs each champion will play against three challengers with the best two from each game meeting in the final. In the play-offs the players will have a free choice over the character they play. Good luck and may the best humnoid win.

All entries should reach us by July 31st.

Computer Gamer M.U.L.E. Challenge.  
1 Golden Square, London W1R 3AB

Your Score.....

Computer opponent scores.....

Colony total.....

Name.....

Witnessed.....

Address.....

Age.....

Tel.....

# 16

## GAMES CENTRE

*Virgin*



# Nick Faldo's Open

*Runs on both  
Spectrum 48K  
and CBM64*

£9.99



Accurate  
900 screen  
scrolling map of the  
Royal St. George's  
Golf Course, venue for the  
Open Championship 1985.

Can you make par on this  
course of Champions? With strong  
winds and deep bunkers you'll need all  
the help your caddy can give you. Full  
animation and live action bring your game to life.

MIND  
GAMES




Argus Press Software Ltd., Liberty House,  
222 Regent Street,  
London W1R 7DB  
Telephone 01-439 0666

Free booklet featuring maps and  
history of the course with a hole by hole  
guide by  
*Nick Faldo*



# COIN-OP CONNECTION





Summer is coming and while most people seem to revel in lying half naked on a beach roasting, I'll be in the cooler climes of the local resort arcade.



As usual Mike Roberts had his finger on the button and Steve Phipps took the pics.

There are three games to look at this month, the first is one of the biggest money takers in the West End test sites — and it's easy to see why. The game is called Commando and you play the afore mentioned commando who has to penetrate various defences. Your enemies seem to be dressed in WWII German combat toggs but the helicopter that drops you off is jet powered? Something is odd here.

The initial animation is worthy of note. The chopper is perfectly detailed and fills up most of the screen. It then descends to earth and you jump out. The helicopter flies away and the little commando waves goodbye. During all this time the trees are bending under the influence of the downblast, and the branches wave very realistically.

When the chopper's gone the fun really starts. Your controls are the normal 8 way joystick and two fire buttons. One fires your machine gun that fires in short bursts. The other lobbs grenades a short distance and on contact will blow things up. You have a limited number of grenades, but you can pick more up at ammo dumps that you find scattered around.

The initial terrain is a sort of desert scene with cliffs and palm trees. You can hide behind palm trees and collect more grenades from behind a pile of sandbags.

However you are not unopposed in this, many little men are shooting at you and throwing grenades. A nice touch is that you can shoot some guards escorting a prisoner, 1000 bonus points for freeing him.

As you progress through the game you come upon the wall of a fort that has someone on a motorbike chucking grenades at you — most unfair as he is too high to shoot. It is also defended by a mortar position.

Through the gates and the terrain turns rocky, so your enemy can hide behind them. There are more gates and more scenes later on such as an urban area, a mine field, and slit trenches. Vehicles can also appear, motorbikes, lorries, staff cars, and jeeps, all need to be dealt with.

This is a very exciting game and the quality of

animation and graphics is superb. I will stick my neck out and say this is going to be one of the most popular games this summer. Already some thousands of units are set to move into the arcades — watch out for it.

Sequels department again, this time it's Dig Dug 2. And unlike most sequels this one is an interesting game in its own right.

All the old characters are there, the dragons and those other little creatures that I can never remember the names of and look like Biggles.

This time however, instead of a two dimensional side view of Dig Dug digging, you get a 3D plan view of an island with the nasties running around it. You are armed with a driller and have to drill away at posts placed in strategic places on the island. When you dig cracks appear in the ground. Arrange the cracks in the right way and chunks of the island fall off. In this way it is similar to a painter game, of course you still have the pump to graphically explode all the nasties.

This is a very entertaining game that can stand up on its own merit very well, enjoyable, but perhaps not the same impact as Commando.

Hal if you remember, was the fictitious computer in 2001 and 2010, Hal 21 however, is a rather good computer game.

The layout is basically similar to Xevious, you have a shooting bombing craft with a cross some distance in front of you which is the aiming point for the bombs. Various targets fly towards you that can either be shot or bombed. The ground installations vary from tanks and boats to fortresses and gun emplacements.

The aerial craft vary — but all are extremely nasty, just some are nastier than others!



One good aspect of this game is that two players can play at once — either co-operatively or against each other. This is a game for the hardened arcade player and I highly recommend it. It isn't high on originality, but the graphics are great and the game play superb.

Thanks to all at Dieth Leisure (once again) especially Gary Neuman and Dave Piper (those long suffering souls) who let us disrupt their peaceful afternoons.



# COIN-OP CLASSICS

Mike Roberts presents the pick  
of the arcade games.



Arcade games come and go, but there are some good old faithfuls that keep appearing year after year. Some of these games that appear are much imitated, take Defender for instance. There have been so many of this type that there is a whole genre that is labeled 'Defender games' such as Scramble, Super Cobra, and lots of other 'horizontal' games.

Classification of any type of game is difficult but there are three main types of display with arcade games and it is through these that we can break down the thousands of games to a few long lasting classic games.

By far the most common method of screen production is via the raster scan method. This produces an image on the screen by scanning an electron gun across a screen. When you want a dot you turn the gun on and a stream of electrons make a part of the screen glow. If you use three guns with the three primary colours you can get a colour display.

There are so many of these games that it is hard to pick one classic game. So a shot list is in order. In the field of racing games for instance, Atari's Pole Position and its sequel Pole Position II were the first real racing games to put the player really behind the wheel of a Formula 1 racing car. There were other, such as Sega's Turbo, but none had the same feel. More recently TX1 has taken a great leap forward with its three linked screens and vibrating chair, but its high price (in excess of £2000) has put off most arcade owners.

Atari's Pac-Man will always be remembered for the almost mass hysteria that America went through a couple of years ago. It was once said that 'do you want to see my new Pac-Man pattern' replaced 'do you come here often' as the most common pick up line in the New York's singles bars. Personally I cannot see the

attraction in the little man and his munching actions, but a lot of people do. There are a great deal of 'developments' on the original theme, but not many copies due to the fervour of Atari's legal department at the time.

Atari was suing everybody over Pac-Man clones at the time so naturally there were not many attempts to cash in on the vast success of the little man. I remember one judge coming down in favour of Atari in a suit against Philips and saying that the Philips version was similar due 'to the similarity in the gobbling action of the main character'. There have been a number of variations, Ms Pac-Man, Baby Pac-Man, etc, and the latest which was looked at recently in Computer Gamer — Pac Land, this uses the characters without using the same (now long in the tooth) game play.

In the vertical type game, first started by Taito's Space Invaders all those many years ago, Galaxian or Galaga are still around along with more variations than could ever been imagined. These types of games were amongst the first to be in true colour — as opposed to black and white with coloured strips on the monitor. There are many variations on the same theme — ship at bottom, nasties at top swooping down on you. One of the most common is Pheonix — watch out for it.

There are lots of other raster games that you may come across — among them Spy Hunter, Buck Rogers, Donkey Kong, and Missile Command. In some cases they tend to be cheaper than the norm (10p instead of 20p), but they still give the same enjoyment.

The next development from the original raster scan was vector graph, vector graphic displays work by directly 'drawing' the image on the screen with the electron guns. This process must be done over and over again to 'refresh' the image on the screen. The advantage with this system is that you get perfectly crisp images on the screen — instead of being made out of small dots. However it is difficult to make solid objects. Most have to be line drawings only. It also makes it easier to produce 3D images. Until now it has also been difficult to add colour, but more later.

The first games to really use the vector graph technique were Atari's Asteroids and Battlezone. Asteroids used large outlines of boulders and a little dart shaped ship. The crisp images, and varied il-



## The COIN-OP CONNECTION

This game was rather limited as the video disk was not designed for it, however this is still one of my favourite space games. Later games such as MACH



Onto this is mixed a standard computer video display of your ship etc. Whatever you do with your ship is echoed in the video disk generated background display. Explosions of your

3, and Fire Fox had custom designed sequences for them and the gameplay was much better. What really was interesting was the work by Don Bluth and Atari with Wizards Lair, Space Ace, and the more recent Super Don Quixote. In this the movements on the joystick are mimicked on the screen by the cartoon characters, there is no com-

lumenence levels were a surprise at the time, and tales have been told of week long, multi million scores on the game.

Battlezone, however, was an entirely different kettle of fish. It was the first real 3D game. The players view was in the first person, with all the baddies coming towards you in perfect outline.


Nowadays you are more likely to come across the stunning Star Wars game by Atari. This was the first colour vector game, and to my knowledge the only one. The game uses eight colours by having three electron guns in the same way as a colour telly. There is also full stereo sound and voice synthesis — "May the force be with you" Obi Wan bellows into your ears.

This game comes in two

types, the best is the sit-in type where you climb into your X-wing fighter and experience the destruction if the Death Star yourself. This game has been around for the last year or so and is still quite common, well worth 20p.

A year or two back the arcade world was stunned by the introduction of a game called Astron Belt. This used a technique called interactive video disk to produce an image on the screen. In this case it was from a Japanese science fiction film that was never finished. The space scenes were taken for the game and put onto the video disk.

A video disk is similar to a record, except that each track has a TV frame on it. A laser scans these tracks and produces the picture. The interactive bit of this is where a computer is controlling the laser. Thus, by picking which track is displayed, any desired sequence can be produced.



ship are handled by the video disk (and very graphical it is too) but knocking out of the enemy ships is done by blanking out the video display of the enemy by putting a computer generated splat over the enemy ship.

puter display interaction except for the status and score display.

Dragon's Lair and Astron Belt are definitely classics and landmarks in the arcade scene, and as they are quite old the price of a play is comparable with the normal type of game. These games are usually more expensive, as the equipment and original capital layout for the operator is higher — he needs more 10p bits being shoved in to get his money back.

That concludes my 'golden oldies' roundup of the computer scene, most of these games can be seen at the resort arcades that are dotted around our coast and where most of you will be spending your holidays — me? I'll be down the local arcade in Broadstairs keeping cool whilst the rest of them roast to death and turn red on the beach!



# 21



# COIN-OP CONVERSIONS

## Simon Rockman rounds up the best of the computer versions of arcade games.

Since the early days of computers, people have wanted to play games. It was in the mid-70's that Nolan Bushnell realised that demand was so great that he could charge for the pleasure. When micro-computing was in its infancy the cost of the hardware was so great that the amount of money the machine would take was not enough to pay for the cost of the circuitry. When he saw a cheap processor board offered for sale Nolan realised that game dedicated machines were viable. The company which was founded to fill the clubs and bars of California was called "ATARI".

The next step was the exodus of the electronic beasts to the home. In America three companies massed to enter the consumers homes. These were, **Commodore, Atari and Tandy**, in the UK Sinclair also joined the battle. It was logical that the games software found on the arcade machines should follow the hardware into the home.

As the business of persuading the fussy arcade game player to part with his quarter (or 10p) became harder the standard of the games improved. Home computer programmers scrambled to keep up, sometimes they would convert the very latest arcade games sometimes they would produce versions of old favourites to run on new micros.

Nearly every micro has a version of "Space Invaders" or "Breakout" (The new Atari 520ST even has a Breakout game you can play in the middle of doing other things) but with some of the more complicated games it is harder to produce a really good version of an arcade classic. It is the mark of a really good programmer and of a really good software house that a player who is good at a particular game in the arcades can easily master the micro version.

### The Game Players find Difficult

**Defender** is a game which taxes the finest arcade games players. To play Defender well is an art, and it is only the huge popularity of the game that ensures that there are many experienced players. History has to thank Eugene Jarvis of Williams Electronics for writing (inventing?) Defender. Because it is such a popular game Defender is an obvious candidate for conversion, any software house with an eye to the bank balance will want to produce a game which will sell. There are loads of versions of Defender for micros. Perhaps the most famous is **Planetoid** which was written by Neil Raine for Acornsoft. This was originally called **Defenda** but the threat of a lawsuit from Atari was great enough to persuade Acornsoft to change the name.

**Planetoid** takes the credit for being the first good home defender-type game. Acornsoft **Planetoid** runs on a BBC model B (the Electron version appeared a long time later) and was one of the very first Beeb programs to appear, it showed what could be done on the computer and must be responsible for some of the success of the machine. When a first-time user buys a shiny new BBC B he usually takes a copy of **Planetoid** as well. When Atarisoft moved into producing software for the Beeb they decided that **Planetoid** was so good that it would be unwise to produce a rival version. Alligata software did not agree with this point of view and produced **Guardian** for the BBC, Electron and Commodore 64. **Guardian** differs from **Planetoid** in that the graphics are less like those of the Jarvis original but the playability is better. The scrolling is smooth, the explosions almost worth getting blown up for and the movement flicker free.

On the Commodore 64, **Guardian** has less in the way of opposition. The main rival to Alligata **Guardian** is the official Atarisoft **Defender**. Atari may produce some wonderful arcade games and some beautiful software for the Atari micros but their Commodore 64 stuff is dreadful. **Defender** uses sprites to such a large extent that it is only possible to have eight objects on the screen at once. The upshot of this is that opening a pod when there is a lot going on has little effect. If most of the sprites are being used only a couple of swarms appear. The whole point of swarms is that they swarm. The Atarisoft game is far too easy and has some massive bugs in it, when your ship blows up the sprites are expanded, nothing wrong with that, but if you hit STOP and RESTORE during the explosion then all the sprites stay expanded. This means that in the next game you have quadruple size ships, aliens and humans. Yuki.

The new Amstrad micro has only one version of **Defender**. Fortunately this is from Alligata and plays well. Called **Defend or Die** it has stereo sound and follows the Arcade original fairly closely. There are some bugs in the program which mean that Hyper-space can have unpredictable results and your laser carries on firing past an



alien, this means that you can take out a whole row of landers in a single swoop. **Defender** is a modern classic, the home versions have outlasted the arcade originals, how long before we see it converted to some of the newer micros, the Atari ST and Commodore AMIGA, we may even see an Enterprise version.

### The Hidden Classic

**Missile Command** is an unusual game. You have to protect bases, not attack them. Unfortunately very little is seen of the best micro versions of this game. **Ground Zero** is a version of this game for the Apple Macintosh and the best version for a home micro is **Missile Control** from Gemini which runs on the BBC model B. Gemini hide this light under a bushel, preferring to sell boring business packages. **Ground Zero** does not pretend to be a 100% clone of the arcade game, the cities are drawn in 3D and there is greater variety of enemy craft, including a kamikaze dive bomber. The Gemini game is much closer to the original, even down to the stunning end sequence. The game is, however, a little spoilt by the high score routine which plays "Congratulations". The arcade original uses a large trak ball to move a sight across the screen. On the Macintosh you can only play the game with the mouse controller but you have the option of either using the mouse button to fire from the nearest base or using the /, z and x keys to select which of the three bases to fire from. The Beeb version is similar in that the Z,X



22



and C keys can be used either when under keyboard control or when using the analogue joysticks, in fact this is one of the few games which benefit from the use of those ghastly Acorn devices.

## More than Space Invaders

Orlando wrote **Arcadians** for Acornsoft, this was an excellent version of **Galaxians** — seen by many as the logical successor to Space Invaders — so when he set up his own software house he produced a version of the sequel to Galaxians. In the arcades this was called **Galaga**, Orlando named his version **Zalaga** but followed the game play and the spirit of the original, if not the complete storyboard. One of the major features of Galaga is that enemy ships can capture your fighter which you can then rescue by shooting down the offending enemy. Completing this operation gives the player two ships on the screen and so doubles the fire power. Zalaga runs on the BBC, not known for its elephantine memory, and so the game plan had to be shortened a little. Instead of allowing a ship to be captured by an enemy tractor beam and then rescuing the craft a zalagan pilot simply has to enter the beam to be awarded a twin ship. It is worth noting that the newer version of Zalaga — Electron Zalaga has many improvements. The sprite movement is slicker and the feel beefed up. Even if you already own Zalaga it is worth buying Electron Zalaga for your Beeb. It may sound a little over-enthusiastic but Electron Zalaga is the best of the left/right/fire shoot-em ups.

## Space Capture


The fundamental difference between home computer games and arcade games is that the latter is designed to take as much money as

possible, to play as many games a day as it can without each player feeling cheated. For this reason some games which flop in the arcades make great home computer games. One of these is **QIX** (pronounced kick's), in this game you control a line. Using this line you have to box off areas of the screen. Attempting to stop you are two nasties around the edge of the screen. They will encroach on any complete box. In addition to these hazards there is a thing called a sparx, this tumbles around any unfilled section of the screen and will destroy you if your line should touch it before a box is completed. Qix is a game of speed and strategy. Practice is the most important ingredient of success at Qix. Learning the patterns which allow you to capture the maximum amount of space takes time. If riding up this learning curve is costing the player a lot of money he will give up. Because the player using a home computer has already made the investment in the software there is more of an incentive to practice. The best computer version of Qix is Stix from Supersoft and runs on the Commodore 64. This is a very simple game but passes the "just one more game" test admirably.

## Who You Gonna Call?

**Tank Busters** from Design Design is one of the best new games for the Amstrad CPC464 (it also works on the 664). Based loosely on **Battlezone** it is a tank game played in the first person, that is you sit in the tank and peer out at the terrain. Enemy tanks slide across the ground and will home in on you. It differs from the arcade game in that you only have one life but your shields can take enough of a hammering to survive enemy shells. You have a choice of shells or wire-guided missiles with which to repel your foes. The game is in Amstrad mode 1 but uses interrupts to show more than the usual four colours. The arcade machine uses a vector display (like that used by Asteroids and Tempest) and so mode 1 with its square pixels is ideally suited to replicating the effect. The explosions are second to none, even the obstacles blow up and shatter into convincing lumps of shrapnel.


# The COIN-OP CONNECTION



## Using the Force

There are a few games which are so stunning that programmers look at them in their arcades (some programmers even claim the cost of visiting arcades back against tax — it is a business expense!) and say that the games cannot be converted for modern micros. It is then that some smart guy — who doesn't realise it is impossible goes and writes a micro version. Perhaps the best example of this is **3D-Starstrike** from Realtime Software. This is a version of **Star Wars** for the Sinclair Spectrum. The program emulates the vector display beautifully. Always aware of the threat of Atari lawsuits the program is sufficiently different from the arcade original to be safe. The programmers arrogantly say "If we wanted to write Star Wars we would've written Star Wars". The Amstrad version is not quite as good as that on the Speccy due to the way in which the screen memory works (but if Design Design can do it...). The speed at which the ships move across the screen and the fireballs fly is impressive. The second screen consists of towers and hostile bases the third of a trench with catwalks to be dodged. In the third screen of the arcade version it is possible to get a bonus by not firing until you reach the end of the trench, this is known as "using the force" and has been omitted from Starstrike.

The most impressive games to have appeared in the arcades recently are Marble Madness and Postboy, both based on the new Atari modular system. It may be possible to convert them to the ST and AMIGA but on current micros — never. Unless you know better?





# COIN-OP CHRONOLOGY

## The boom in computer games began in the arcades. Mike Roberts plots their history and development.

It's hard to imagine that there had to be a beginning to all this computer games stuff. As we all know, the huge boom in computer games started in the arcades and even now the computer manufacturers look towards those little havens of noise and bright lights for most of their games ideas and technological innovations.

If it wasn't for video games and arcade games we wouldn't be here now — well, at least I would be racing pigeons instead of blasting the meanies.

Where did it all start? Well the chap in question was (and probably still is) called Steve Russell. In the early sixties — yes it was really that long ago, I wasn't even born then! — he created a game called 'Space War'. This was played on an MIT computer. MIT is the Massachusetts Institute of Technology, and is the mainstay of American technical innovation.

It was at this university, and on one of their computers that the first game was developed. It is believed that this game was similar to the 'Star Trek' games of today, but I am not certain of this and have never seen the game.

At MIT with Russell was a chap called Nolan Bushnell. He decided to produce a coin operated version of the game. At this point in time it is worth mentioning what arcades were like. Most of the games were mechanical, one armed bandits really were — you pulled the arm and the money came out, or didn't as the case may be.

A little company called Sega (remember Zaxxon, Turbo, and Buck Rogers) had a game with a helicopter where you took off and landed. It was a real helicopter on the end of a cable. There were motors and propellers on it to keep it aloft and various obstacles in the sort of 'tank' it was mounted in.

The Bushnell game, called Computer Space, was a bit too radical in design — people just didn't know what to make of it. That and the anti-war feeling in America at the time which was one of the hallmarks of the sixties, caused the game not to be the commercial success that it could be.

Bushnell stepped back, licked his wounds and went back a few steps to a simpler concept that was also competitive whilst being non-aggressive — Pong. Everybody must have played Pong in one of its forms. The original was simply two bats and a ball. There were two knobs on opposite sides of the unit and the two players could control the position of the bats in a vertical axis and thus bat the ball between each other. Points are scored when your opponent misses the ball. If a rally got too long the amount of 'spin' that the bat would impart on the ball would increase, and increase again later on. This ensured that the game got increasingly harder and that nobody would hog the machine for too long.

Pong was an instant success and until the mid-seventies it dominated the arcades. The games got slightly more complex,

tank games for instance where the idea is to avoid the ball rather than hit it!

Pong games were the original home video games, they were dedicated units, this doesn't mean that they were excessively loyal to their owners, but that they only had one game with a number of variations and no possibility of changing them. It was really this that started public awareness of computers and the games we play on them.

The next development was the programmable home video game, this was called the VCS or Video Computer System and was launched with a single cartridge that had similar games on it to those already on the more common video games. However, the promise was there for more cartridges in the future, the system also had colour — incredible and all for about \$300.

Nolan Bushnell also was the inceptor of this, he created a company that was named after the Japanese for 'check!' as in chess — He called it Atari, where have I heard that name before?

That was in about 1976-1977. The thing that brought havoc to the arcade industry came in 1978-1979 from a Japanese company called Taito. It was called Space Invaders and we have been shaking from the effects ever since.

I shan't bother to describe the evil little green men, as everybody must know them by now. It suffices to say that the game caused a shortage of the 100 yen coin in Japan when the game came out over there. It is also worthy of note that after Space Invaders went the most popular game in their arcades was a form of bagatelle, a mechanical game.

Space Invaders had a number of sequels and the development of the idea



behind it continued with Phoenix, Galaxian, and others with one two major developments — colour, and individual 'personalities' for each of the types of meanies attacking.

Another game riding on Space Invaders' back, for an entirely different reason was Moon Rescue. This game was specifically designed to simply replace the ROMs in the original Invaders machine. The controls were also kept left, right, and thrust. This extended the life of the Invaders machine and is a technique still used today, but for different reasons. Nowadays the electronics in a game are quite cheap. The expense comes with the display, coin mechanism, cabinet etc. So a swop of the main circuit board is economically necessary from time to time. It also explains why most games come in the same cabinets.

The next in the line of games went back to black

and white with Asteroids. Asteroids came out in 1981 and was a whole new concept due to the vector graphic display with its sharp lines and smooth animation. The psychologists got in here too. With Space Invaders it was the rhythmical music that brought you back time and time again. With Asteroids it was the slow almost graceful movement on the screen that convinced you that if it went that slowly then why did you hit it, so you go back for another go, and another, and another.

Battlezone cropped up in late 1981 as well. This was the first real 3D game out, and is still one of the best tank games that you can find. Not only did it require you to shoot, but you needed some strategy to arrange your priorities so that you shoot the most dangerous enemy first. Battlezone was one of the first games to make people think. Nowadays, of course, your

## The COIN-OP CONNECTION

brain is doing as much work as your fingers.


1982 was a very busy year for arcade games. Defender, Pac-Man and Missile Command showed up. All these games were landmarks and show the linear, but very fast progression of the technology of the time. Missile command used a radical new controller, the trak-ball with this you flick a large sphere around and control a small cross on the screen. And when you press one of the multiple fire buttons the object does not disintegrate, but there is a time lag as your missile snakes up towards your target.

Defender was written by ace designer Eugene Jarvis, he also wrote Robotron 2084, and Stargate — a sequel to Defender. In Defender the emphasis is on protecting other objects that your self, the humanoids — in a similar manner to Missile Command's cites to be protected. Defender is one of

the biggest successes of all time, despite the opinion of operators initially that it would not take off due to its complex controls!

Pac-Man created mass hysteria in America for the two years after its launch. Everybody was playing it. Since then the maze game has gone onwards and upwards until maze games can get very complex indeed. Dragon's Lair can probably trace its roots back to Pac-Man.


In the three (gosh is it only three!) years since then the arcade world has gone a long way. Forthcoming developments will be covered in our regular column 'Coin-op Connection'. I wonder if the next five years will bring as much technical advance. You never know, holograms and all that, are still yet to come on the scene — though some companies are known to be developing them. Who knows what might have happened if Atari had continued their Mindlink project?.....











# GLASS

Battle your way to three enemy bases.  
Do you have the courage, stamina  
and skill to become a Game Lord?

**£7.99**  
**SPECTRUM 48K**

From

# QUICKSILVA

*The most powerful games in the Universe!*

Available from all good software shops.

In case of difficulty write to:

**QUICKSILVA Ltd.** Liberty House, 222 Regent Street, London W1R 7DB tel: 01 439 0666





# EINSTEIN



# COMPETITION

**The Einstein is a powerful disk-based machine with a huge range of software, including a challenging selection of games. you could win a collection of hardware and software worth over £1500 in our easy to enter competition.**

Tatung and Computer Gamer are giving you a chance to win a package of Einstein hardware and software worth over £1500!

The prize not only contains a 64K Einstein computer but also a colour monitor, 2 Cookridge computer joysticks, and a WS 2000 modem donated by Miracle Technology which will allow the winner to log into Prestel, Telecom Gold and Bulletin boards.

The prize also includes a selection of the hundreds of programs available for this machine with the emphasis heavily on games. These include games from Anirog, Bubblebus, Terminal, Software Projects, Electric Software, Myrddin Software, Solo Software, Kuma and of course, Einsoft. Indeed the winner of the competition will also receive as a gift from Einsoft, one of the first copies of Einstein Elite as soon as it is finished!

All of the games are supplied on Einstein disks and so there's no waiting round for the fun to begin. Finally the winner will also receive a football pools predictor from Bell Software and the Tasword word-processor supplied by Tasman Software.

## How To Enter

All you have to do to enter this competition is study the eight screenshots of games on an Einstein and then match them up with the list of a selection of available Einstein games, and the names of the software house, that you think wrote it.

Then fill in the corresponding letters on the entry form. For example if you think screenshot 1 is Jet Set Willy by Software Projects then fill in CC next to screenshot one on the coupon.

Then as a tie-breaker finish the sentence "I like to play games on the Einstein because..." in not more than 15 words.


When you have completed your entry, send the whole coupon to:

Computer Gamer (Einstein)  
Competition  
1 Golden Square  
London W1R 3AB


All entries must reach us by July 31st.

# 28







1



5




2




6




3



7



4



8

### Games Titles

- A. Elite
- B. Le Mans
- C. Jet Set Willy
- D. Norseman
- E. Flics
- F. Manik Panik
- G. Chuckie Egg
- H. Boardello
- I. Space Trap
- J. Nightmare Park
- K. Hunchback
- L. Flight Path 737

### Software Houses

- A. Einsoft
- B. Bubblebus
- C. Software Projects
- D. Anirog
- E. Konami
- F. Firebird
- G. Kuma
- H. PSS
- I. Electric Software
- J. Solo Software
- K. Ocean
- L. CRL

Computer Gamer (Einstein) Competition, 1 Golden Square,  
London W1R 3AB.

Screenshot 1\_\_\_\_\_

Screenshot 2\_\_\_\_\_

Screenshot 3\_\_\_\_\_

Screenshot 4\_\_\_\_\_

Screenshot 5\_\_\_\_\_

Screenshot 6\_\_\_\_\_

Screenshot 7\_\_\_\_\_

Screenshot 8\_\_\_\_\_

"I like to play games on the Einstein because..."

.....

Name .....

Address .....

.....

Age ..... Tel: .....



29



separate arcade-like combat arena where the pieces


Archon is a strategy game for the Atari, Commodore 64, Spectrum and Amstrad computers, similar to chess with fantasy role playing characters as pieces. Set on a 9x9 squares playing board, the object of the game is to control five power points on the board or totally eliminate your opponents pieces. Unlike chess, two things set Archon apart from other strategy games. Firstly the two opposing sides, light and dark, have totally different pieces that, on the whole are balanced in strength. Secondly a dispute for a square doesn't result in the defending piece being quietly removed from the board but a

## Basic Strategy

Two important tactics come out of this, firstly keep your pieces on their corresponding colour whenever possible. Secondly launch your attacks so that the peak of conflict is when this 'luminosity cycle' is to your greatest advantage. Remember the cycle is at its peak for two turns, use both turns to your advantage.

The five power points are indicated on the screen by flashing red symbols, there are four mid-ways of each side of the board and one at the centre. As well as being the points to capture to win the game these points have strong healing capabilities for weak pieces injured in combat. So even if you

**Archon is a strategy game based on chess but where each piece is a fantasy creature and every square is fought for on a combat screen. Nick Walker takes an indepth look at this game that's now available for Atari, Amstrad, Commodore 64 and Spectrum computers.**



## THE COMBAT ARENA

The Initial Strategy Screen displays a 10x10 grid. The units and their icons are as follows:

Unit	Icon	Unit	Icon
VALKYRIE	ARCHER	MANTICORE	BANSHEE
GOLEM	KNIGHT	GOBLIN	TROLL
UNICORN	KNIGHT	GOBLIN	BASILISK
DJINNI	KNIGHT	GOBLIN	SHAPESHIFTER
WIZARD	KNIGHT	GOBLIN	SORCERESS
PHOENIX	KNIGHT	GOBLIN	DRAGON
UNICORN	KNIGHT	GOBIN	BASILISK
GOLEM	KNIGHT	GOBLIN	TROLL
VALKYRIE	ARCHER	MANTICORE	BANSHEE

Archon is won or lost in the combat arena, whilst strategy is important, a good player in the combat arena will always beat a good strategist. Action in the combat arena is immediate and simultaneous; there's no taking turns here — victory depends on your arcade skills. Movement around the combat arena is via joysticks and pressing the button readies your weapon and immobilises you, the direction

Combat is of three general types. Knights and Goblins, the pawns of Archon are sword-swingers and club-weilders, they must be within sword or club distance to inflict damage. The Banshee and the Phoenix radiate a circle of fire or a piercing wail respectively, damage is inflicted while the opposing piece is within this circle. There is no need to select a direction for the attack with these pieces. All other pieces throw missiles at




various strengths and speeds.

Two vertical bars on each side of the combat screen represent the strength of the battling pieces. When a piece is wounded in battle its corresponding bar is reduced, when this bar is gone the piece is dead and the battle is over.

As I said earlier, mastery of the combat screen is probably the most important aspect of Archon, if, like me, you do not possess lightning reflexes on a joystick there are a number of features you can use to put up a good battle. First and foremost — know the pieces, both your own and the enemies. Each piece has distinct combat abilities, a table of the pieces is given later in this article. Whilst combat may seem all fast and furious neither you or your opponent can fire fast and continuously, it takes a moment to ready a weapon. The computer rings a bell when your ready to attack again. Exploit this time to pace your attacks and to find the times when your opponent is unable to retaliate.


Don't be afraid to play the coward on the combat screen, hiding behind rocks until the right moment to launch an attack is often an effective form of combat. This strategy is made all the more effective by the luminosity cycle that these rocks themselves go through. Normally a rock is impenetrable, however for a moment the rocks are the same colour as the background, at this moment it is possible to throw a missile or walk through it. If you lose a battle, your opponent returns to the strategy screen, launching another attack on the same piece gives it little chance to recover, practice against it until you can consistently beat it with pieces of similar strength.

## The Light Side




**The Wizard** — the wizard is an ancient man of vast supernatural powers and the most important piece in the light side. In battle, the wizard throws fairly


devastating fireballs, these in my mind are not as effective as a couple of the dark sides strongest pieces so do all you can to stop attacks from these creatures. In combat keep him at mid to long distance and in the open, as his fireballs are easily effected by the barriers. Do not move him from the home power point without good reason as this opens him up to the dark sides magic spells and frees the power point.




**Archers** — the archers arrows are not fast, so she must get close to do serious damage. The archers are ideally suited to take advantage of the luminosity cycle on the combat screen. Try and pick opponents that are slow and cumbersome to give a greater range.




**Unicorns** — the white horse of mythology is probably the strongest piece with a blinding bolt shot of energy from its single horn. Use its speed and fast shooting to stay a long distance from the enemy. Respect its ability and use it for your important battles.




**The Djinni** — the Djinni is a magical being from another dimension and the second of the really strong pieces of the light side. In combat use this piece aggressively and 'Get stuck in'.



**The Phoenix** — the Phoenix is a flaming bird of immense size and power. In battle it explodes to a circular mass of flames, the nearer the enemy is to centre of this fire the more damage it does, so get as close as possible. The Phoenix cannot be harmed whilst it is generating a fireball so keep them coming as quickly as possible.




**Valkyries** — are beautiful blonde war maidens from the legions of Valhalla. The speed of their attacks can be infuriatingly slow, use the rocks to plan your attack when your enemy can't fire back. Tease your opponent into taking a shot at you and then fire back. Avoid open areas.




**Golems** — Golems are big, strong, slow and thick. For weapons they tear boulders from the ground, if you manage to get a hit with one of these boulders the damage will be pretty dramatic so keep trying. It takes time to rip a boulder from the ground so get in close and be aggressive. At least they are thick skinned enough to take this kind of close combat.

## In DEPTH



**Knights** — I was always taught in chess to never underestimate a pawn, the same is true for the Knights of Archon. While a single blow from one their stronger foe can kill them it is not unknown for a knight to kill the likes of a dragon or manticore. The secret is to develop an erratic in and attack, out and hide strategy. Do not stay still or move in a straight line for one moment.


## The Dark side




**The Soceress** — the equal of the old Wizard in power, the Soceress is eternally young and beautiful. Her lightning bolts are swifter than the Wizard's fireballs making her a more deadly opponent in combat. Play defensive using the barriers and corners to capture an opponent off guard and then zap them. Don't stray from the black power point without good reason.








**The Basilisk** — in many ways the equal of the lightside Unicorn the Basilisk is a crested reptile. In combat follow the same guidelines as the Unicorn using its speed of firing and movement to stay at long range. Interestingly for a scaled reptile the Basilisk seems more susceptible to damage than the Unicorn.



**The Shapeshifter** — the shapeshifter is a demonic creature that takes the form of anything it attacks. The great problem with this piece is that your opponent is bound to find a way to attack with a lesser piece such as a knight and take out a strong piece with a mere knight. When using this piece for combat yourself only pick dark squares and important pieces of the light side. Not one of my favourite pieces.



**Goblins** — Goblins are hideous creatures of twisted limb and misshapen feature. Use the same strategy as for Knights. In Knight/Goblin conflicts it is possible to block an attack with your own sword or club.

## Magic

There are seven spells available to each player, only the mages of each side, the Wizard and Sorceress can cast spells. The same spells are available for both sides and spells cannot effect power points. Magic is probably the greatest factor in strategy, each spell can only be used once, so timing is critical.

## The Spells

**Teleport** — this spell teleports any one of your pieces, any distance to another square. This spell is useful in the early stage of the game as an aggressive opening for transporting a powerful piece to the rank and file of the enemy, to destroy as many pieces as possible before your opponent has time to move them to the safety of their corresponding colour. Alternatively later in the game the spell could be used to transport a powerful piece to the hub of a battle or to remove a wounded piece from the scene of a battle.

**Heal** — this spell instantly heals any piece of any wounds it has sustained in the combat arena. Do not waste it on pieces over power points or on pieces unlikely to be attacked in the near future. Never heal the Shapeshifter as it regenerates for each battle.

**Shift Time** — this spell has two possible effects. Normally it reverses the flow of the luminosity cycle, however if it is cast at peak lightness or peak darkness the cycle will be shifted to the opposite extreme. Its uses are many and varied, use it to extend the length of imprisonment (see imprisonment spell below), to stop the advantage of an attack or

lengthen the time available for your own attack. To really upset someone, use it to change the luminosity cycle at the peak of an attack. Don't be tempted to apply Shift time immediately after your opponent, if you withstand their use of it you will be in a much stronger position.

**Exchange** — This spell causes any two pieces on the board to change places. Use it to frustrate your opponent by swapping an aggressively placed piece with a more innocuous one.


**Revive** — This spell restores a piece killed in a previous combat. Restore only strong pieces and avoid placing them on an unfavourable square or it may be killed again immediately.

**Summon Elemental** — This spell lets you generate a temporary adversary in an attempt to kill off a particularly troublesome piece. Along with the spell Imprison these two are the spells you really must cast at a mage that has wandered from its power point. There are four elementals earth, air, water and fire. As far as combat is concerned treat Earth as a Troll, Fire as a wizard, Air as an Archer and Water as a Manticore. There's no point being particularly cautious with an elemental, there's no way it will be around after the battle.


**Imprison** — This spell pins an icon down to the square it is on, when the spell is cast. The spell only lasts until the luminosity reaches maximum brightness or darkness for the piece on an unfavourable square whilst you finish it off or to blunt an attack.

## Prices and conclusion


To beat a good player or for that matter the computer at Archon, the key is concentration. Exploit every facet of the game that gives you an advantage no matter how small. Archon is available for the Spectrum, Atari, Commodore 64 and Amstrad, the review was written on using the Atari disk based version and some slight differences appear between the three versions. On cassette Archon costs around £11.95 on disc for the Commodore 64 or Atari it costs £14.95, and it's worth every penny.




**Trolls** — Trolls are slow moving creatures that throw rocks, trees or anything else that comes at hand. Get in close and use the fact that Trolls are hard to destroy, to your advantage.



**Manticores** — The Manticore is a cross between a lion and a scorpion, its tail contains an array of spikes which can be thrown at the enemy. These spikes cover a wider area than most other missiles making them difficult for the enemy to avoid. This makes it useful to have in the front line of any attack and especially effective in wiping out weaker foe.



**The Dragon** — a monstrous serpentine creature, this piece is in my view the strongest on the entire Archon board. Don't be afraid, find an open piece of ground and use its fast and flaming breath to zap in all eight directions.



**Banshees** — The Banshee is an undead spirit that attacks with its ferocious wail. My personal favourite the Banshee has the great advantage that once you have initiated an attack you can chase after your fleeing opponent, great fun. The Banshee requires a lot of skill to use successfully but it's worth it. Attack from the side where the wail is at its most effective.





# ATARI 600XL ENTERTAINMENT PACK

Great news for games addicts who appreciate high quality graphics and sensational arcade action gameplay. For only £99, you can buy a 16K Atari 600XL Computer with two top arcade ROM cartridge titles and a joystick. These two ROM titles are the famous arcade hit Donkey Kong and another favourite Qix (We only have a limited number of packs with Qix. When these run out, Qix may be substituted for an arcade entertainment cartridge of the same value). The 600XL Entertainment Pack offers real value for money and enables you to save £63.96, nearly half of the normal RRP's of the pack items when purchased individually. Silica Shop have a wide range of ROM cartridges available including arcade favourites such as Asteroids, Centipede, Missile Command, Popeye, Q\*Bert, Star Raiders, Super Cobra for only £9.95 each! The 600XL is a programmable home computer with the Basic Programming Language built in and if you later add a 1010 Program Recorder (XLP 1010 - £34), a range of hundreds of cassette programs will become available to you. The Atari 600XL is recommended as a first class games machine.

**ATARI PACKS - POWER WITHOUT THE PRICE!**



ATARI 600XL ENTERTAINMENT PACK	
16K Atari 600XL .....	£99.99
Donkey Kong (R) .....	£14.99
Qix (R) .....	£9.99
Single CX40 Joystick .....	£7.99
Total (if purchased separately) .....	<b>£132.96</b>
Less Discount (approx 48.1%) .....	<b>£63.96</b>
<b>PACKAGE PRICE (XLC 1600) ..</b>	<b>£69.00</b>

## £69

# ATARI 800XL AND RECORDER PACK

The 64K 800XL is packaged here with the 1010 recorder, an economical storage and retrieval unit, a smash hit arcade game and programming aid, all for a package price of only £129 (ref: XLC 1010), a saving of £65.96 off the RRP's of the individual items which total £194.96. The game included in this pack is Pole Position. Now on cassette from Atari, Pole Position is an accurate reproduction of Atari's own highly successful arcade driving game which has all the thrills and spills of the grand-prix racetrack. On the reverse of this cassette is a demonstration program of Atari's amazing sound and graphics capabilities giving an example of the high quality performance of the Atari 800XL. Also included is an Invitation to Programming 1 cassette which takes you step by step through the first stages of programming in Atari Basic using Atari's unique soundthrough facility which allows pre-recorded human speech to be played through your TV speaker. All you need is a joystick (ATJ 0400 - £7.90 for Pole Position), to be up and running with this package. The Atari 800XL in this pack comes with a Silica two year guarantee.

**ATARI PACKS - POWER WITHOUT THE PRICE!**



ATARI 800XL + PROG. RECORDER PACK	
64K Atari 800XL .....	£129.99
1010 Program Recorder .....	£34.99
Pole Position + Demo Prog (C) ..	£9.99
Invitation to Programming 1 .....	£19.99
Total (if purchased separately) .....	<b>£194.96</b>
Less Discount (approx 33.8%) .....	<b>£65.96</b>
<b>PACKAGE PRICE (XLC 1010) ..</b>	<b>£129.00</b>

## £129

# ATARI 800XL AND DISK DRIVE PACK

This pack includes the 64K 800XL with a 1050 Disk Drive for mass storage and speedy information retrieval as well as a brand new adventure game and a powerful home help program, all for only £249 (ref: XLC 1050), a saving of £115.96 off the RRP's of the individual items which total £364.96. The first of these programs is The Payoff on disk, a new adventure game which is a fantasy simulation in which you play the leading role. An exciting introduction to adventure programs which are always popular (with a demonstration program of Atari's amazing sound and graphics on the reverse). Also included in this pack is Home Filing Manager to help you organise your files. It allows you to catalogue and file details of birthdays, books, your stamp collection or anything else which would normally require you to use filing cards. The instructions for Home Filing Manager are on the reverse of the disk and all the disks which come in this package are in protective paper wallets. You get an extended two year guarantee on the 800XL and 100 free programs with the disk drive when you buy this package from Silica.

**ATARI PACKS - POWER WITHOUT THE PRICE!**



ATARI 800XL + DISK DRIVE PACK	
64K Atari 800XL .....	£129.99
1050 Disk Drive .....	£199.99
Home Filing Manager (D) .....	£24.99
The Payoff + Demo Prog (D) .....	£9.99
Total (if purchased separately) .....	<b>£364.96</b>
Less Discount (approx 31.8%) .....	<b>£115.96</b>
<b>PACKAGE PRICE (XLC 1050) ..</b>	<b>£249.00</b>

## £249

# NEW ATARI 130XE NOW IN STOCK

## £169

Atari's new 128K computer, the Atari 130XE offers an enormous 131,072 bytes of RAM for only £169. The 130XE comes with built in Basic and full operating instructions and is now in a newly designed case with a modern full stroke keyboard. The XE is fully compatible with both the 400/800 and the XL ranges of machines, this means that it can run approximately 90% of all Atari Computer software on the market. This provides a range of over 1,000 software titles as well as a large selection of accessory and peripheral items. Initial stock of the 130XE will be limited, so it's first come first served.



## SILICA SHOP

**WE ARE THE UK'S No1 ATARI SPECIALISTS**

Since the introduction of Atari Video Games into the UK six years ago, Silica Shop has been selling Atari products and supporting Atari owners with a specialist mailing service which we believe is unbeatable. We stock over 1,000 Atari related product lines and have a mailing list including over 300,000 Atari 2600 VCS owners and over 50,000 Atari Home Computer Owners. Because we specialise in Atari, we aim to keep stocks of all the available Atari hardware, software, peripherals and accessories. We also stock a wide range of Atari dedicated books and through us, the owners on our list can subscribe to several American Atari dedicated magazines. We can provide a full service to all Atari owners and are now firmly established as the UK's NUMBER ONE Atari specialists. Here are just some of the things we can offer you:

**FREE POST & PACKING ON MAIL ORDERS**  
**FREE CLUBS & INFORMATION SERVICE**  
**HIGHLY COMPETITIVE PRICES**  
**AFTER SALES SUPPORT SERVICE**  
**REPAIR SERVICE ON ATARI PRODUCTS**

If you would like to register on our mailing list as an Atari computer owner, or just because you are interested in buying an Atari machine, let us know. We will be pleased to keep you up to date with all new developments on the Atari scene free of charge. So, post off the coupon with your order or enquiry and begin experiencing an Atari service that is second to none.

**01-309 1111**

**SILICA SHOP LTD, 1-4 The Mews, Hatherley Road, Sidcup, Kent, DA14 4DX Tel: 01-309 1111**  
**ORDER NOW-OR SEND FOR OUR FREE ATARI BROCHURES**

**To: SILICA SHOP LTD, Dept CGMR 0785, 1-4 The Mews, Hatherley Road, Sidcup, Kent, DA14 4DX Telephone: 01-309 1111**

### LITERATURE REQUEST:

- ☐ Please send me your FREE brochures on Atari Home Computers.  
☐ I already own a ..... Videogame ☐ I already own a ..... Computer

Mr/Mrs/Ms: ..... Initials: ..... Surname: .....

Address: .....

Postcode: .....

### ORDER REQUEST:

#### PLEASE SEND ME:

- ☐ 16K 600XL Entertainment Pack ..... £69  
☐ 64K 800XL & 1010 Recorder Pack ..... £129  
☐ 64K 800XL & 1050 Disk Drive Pack ..... £249  
☐ 128K 130XE Home Computer ..... £169

*All prices include VAT*

*Post & Packing is Free Of Charge*

- ☐ I enclose Cheque/P.O. payable to Silica Shop Limited for the following amount: £.....

- ☐ CREDIT CARD - Please debit my:  
 Access/Barclaycard/Visa/American Express/Diners Club My Card No is: .....





Computer Gamer  
Readers Club  
Token No.1  
July 85

Computer Gamer  
Readers Club  
Token No.2  
July 85

Computer Gamer  
Readers Club  
Token No.3  
July 85



34

# READER'S C-T-U-B

The Computer Gamer's reader's club is the hottest thing to reach this end of the galaxy since Venusian hypergarlic — and it's FREE.

All you have to do to join the club that no serious gamer can afford to miss, is to simply fill in the questionnaire printed below (this will help us to identify your particular areas of interest). Then send it to: Reader's Club, Computer Gamer, No.1 Golden Square, London W1R 3AB.

Once we receive your application it will be processed by our droids who will then send you your FREE membership card. Inside you will find your own personal Master Gamer's ID code, a space to affix your ID scan (photograph) and locations for your Intergalactic ratings.

These will be fully explained in the FREE newsletter that will be delivered to your homebase EVERY MONTH!

Also in each newsletter you will

find fantastic special offers, competitions and news of the forthcoming transmission of Computer Gamer, plus lots, lots more.

To take advantage of the fantastic offers in the newsletter you will have to cut out the tokens below (one per offer) and enclose them with the offer coupon printed in the newsletter.

Cut out and keep the dated Eecann along with the ones in the coming transmissions of Gamer and you'll be well on your way to collecting your first Intergalactic Rating! Full details are of course in your FREE NEWSLETTER.

Remember it's the FREE club you can't afford to miss — so join today.

All you have to do is fill in the following questionnaire (to help us identify your particular areas of interest) and send it to:

Reader's Club  
Computer Gamer  
Argus Specialist Publications Limited  
1 Golden Square  
London W1R 3AB

Do not enclose any other correspondence in the envelope — ONLY your application.

NAME... SIMON  
ADDRESS... 52 MILTON GROVE  
LONDON N16 8AY  
POST CODE...  
PHONE NUMBER... 01-284-8552  
AGE... 15  
TYPE OF COMPUTER OWNED... SPECTRUM+  
ACCESS TO DISCS... NO  
YOUR MAIN GAMES INTEREST: ARCADE/ACTION ✓  
ADVENTURE...  
STRATEGY... ✓  
SIMULATIONS...  
OTHER (SPECIFY)...  
WHAT COMPUTER MAGAZINES DO YOU BUY?... CRASH  
WHAT OTHER MAGAZINES DO YOU BUY?... SINGLAI USA  
WHAT TYPE OF FILMS DO YOU WATCH?... 3  
WHAT TYPE OF BOOKS DO YOU READ?... 3



# IT'S 1985 — THE YEAR OF COMMUNICATIONS

Why buy programmes for your Spectrum when a world of free 'telesoftware' is open to you. Discover Prestel, Micronet 800, Viewfax, bulletin boards and open a whole new world. Even user to user.

Everybody's doing it — linking their home computers to giant mainframes and networking to the thousands of other micro users via the phone and a modem.

A whole new world of mainframe games, electronic mail, free 'telesoftware', electronic notice boards, real time conversation, armchair shopping and home-banking will be at your fingertips! And at local and cheap rate, phone charges are only around 40p for a whole hour's entertainment.

Spectrum 16k, 48k, Spectrum + and the VTX 5000 Modem comes complete with all the software (in ROM) required to access the world of electronic communications, networks, telesoftware and databases (both public and private). User to user software on cassette £3.95 as extra).

The VTX 5000 requires no external power and fits under your spectrum to become part of the machine. Only one lead links your computer to the outside world.



FOR THE SPECTRUM 16K, 48K AND SPECTRUM + THE VTX 5000 IS AVAILABLE AT A VERY SPECIAL PRICE

## £49.95

inclusive of VAT and P&P  
for a limited period only.

### SPECIAL, SPECIAL OFFER

Order your VTX 5000 NOW and get a FREE quarter's subscription to Micronet 800 and Viewfax.

All modems provide 1200/75 baud, enabling access to Prestel, Micronet 800, BT Gold, Farmlink, Citiservices, Homelink, and some free bulletin boards (some databases and networks require a small subscription).

Fully BT Approved.

Simply clip the coupon and send it with a cheque (payable to Modem House) to:

APPROVED for use  
with telecommunication systems  
run by British Telecommunications  
in accordance with the conditions  
in the instructions for use

## MODEM HOUSE

Iolanthe Drive, Exeter, Devon EX4 9EA  
Tel: (0392) 69295

Please send to me:

- ☐ Spectrum Modem(s) £49.95  
☐ User to user software £3.95

I enclose £

Name

Address

Telephone

Please allow 28 day delivery  
This offer applies only while stocks last.

CG 7/85

# IT'S 1985 — THE YEAR OF COMMUNICATIONS

Why buy programmes for your BBC when a world of free 'telesoftware' is open to you. Discover Prestel, Micronet 800, Viewfax, bulletin boards and open a whole new world. Even user to user.

Everybody's doing it — linking their home computers to giant mainframes and networking to the thousands of other micro users via the phone and a modem.

A whole new world of mainframe games, electronic mail, free 'telesoftware', electronic notice boards, real time conversation, armchair shopping and home-banking will be at your fingertips! And at local and cheap rate, phone charges are only around 40p for a whole hour's entertainment.

BBC Micropack comes complete with Modem 1000, leads and all software (in ROM) required to access the world of electronic communications, networks, telesoftware and databases (both public and private).

Only one lead links your computer to the outside world.



FOR THE BBC MICRO A COMPLETE MICRO PACK IS AVAILABLE AT A VERY SPECIAL PRICE

## £59.95

inclusive of VAT and P&P  
for a limited period only.

### SPECIAL, SPECIAL OFFER

Order your Modem 1000 NOW and get a FREE quarter's subscription to Micronet 800 and Viewfax.

All modems provide 1200/75 baud, enabling access to Prestel, Micronet 800, BT Gold, Farmlink, Citiservices, Homelink, and some free bulletin boards (some databases and networks require a small subscription).

Fully BT Approved.

Simply clip the coupon and send it with a cheque (payable to Modem House) to:

APPROVED for use  
with telecommunication systems  
run by British Telecommunications  
in accordance with the conditions  
in the instructions for use

## MODEM HOUSE

Iolanthe Drive, Exeter, Devon EX4 9EA  
Tel: (0392) 69295

Please send to me:

- ☐ BBC Modem(s) £59.95

I enclose £

Name

Address

Telephone

Please allow 28 day delivery  
This offer applies only while stocks last.

CG 7/85





**Revs is Acornsoft's excellent racing car simulation, Mike Roberts shows computer gamers how to play it.**

Revs is one of those odd games that cannot really be called a game. It bears a much closer relation with the flight simulator games that have flooded the market since the year dot. In fact it was written by the author of one of the best flight simulators ever — Aviator.

The game itself was reviewed last month, so this month I am taking a closer look at some of the odder points about the game. The manuals and instructions are copious and very informative, however they do have a very marked racing slant and could be very confusing to the normal run of the mill computer user.

When you first get it out of the box, take a look at your joysticks. If they are the standard Acorn type then either throw them away or attempt to wrap them in rubber bands. Your controllers need to be self centering, that is when you release the stick it will spring back to the center line — very useful.

I am of the opinion that Revs cannot be played except via the joystick, you can try to use the keyboard, but the game was obviously designed to be used with sticks — and if you haven't got any, then why not?

One problem occurs with the switch type of joystick, it makes the game very hard to play. Imagine trying to drive around using maximum wheel lock on a car — it would make it nearly impossible and certainly very dangerous, the same happens with Revs.

### Starting

Starting the engine can either be simple or a pain in the neck. When you first start a practice lap or the race then it is very easy. The directions in the manual recommend revving up the engine whilst the car is in gear, but with the clutch in operation. When the desired amount of wellie is achieved you let out the clutch and roar off. However when you smash yourself up the engine may be a bit hard to start. In this case the recommended action is to put the car in first gear (instead of neutral) for starting. Turn the engine on and rev it up a bit, then flick it into neutral. When it goes into neutral it will start up normally.

### Straights

These are quite simple, you just go straight. However it is a good idea to take stock of your status, get your revs and gears right, and position yourself for the next bend. It is also a good time to overtake. Overtaking on the straights is simple in as much as the enemy car is totally predictable in its actions and if you challenge it it will not try to block you or otherwise oppose your actions. It will just carry on as normal. However it will not try to hit you, this can be used to our advantage.





## Wings

A lot has been made of the adjustable wing settings on the game. They affect the handling of the car quite dramatically. High settings on them mean that the steering will be that much more sensitive. A low number on the front will make the steering a bit more sluggish, good for people who are used to throwing about the joystick. It is impractical to use switch joysticks except on setting zero for the front. The rear must always be high, otherwise it's like driving on ice. I tend to use 35/15 because I am used to throwing about the stick. David Hunt, who had a hand in the technical aspects of the game usually uses 32/28 for lighter controls and a more responsive car. However if you are anything like me, using this setting will make you run off the road at corners.


## Spins

A quick word about spins. When you go off the track you have almost certainly had it. If you are still moving and in the right direction then keep on going, but do not make any sudden moves with the steering. You should then get back on the track.

If you go off the track and start rotating then you can recover in some circumstances. If your velocity in a perpendicular axis away from the track is high then you might only spin once before you hit the fencing. However if it is low then you may spin four or five times. You should be able to recover from this. What you do is to reduce your throttle to low, but do not violently brake. Then when you see the track go past push it forward to maximum, when the track has passed, reduce it to low again. After two or so of these manoeuvres you should be in a better position, or even on the track, fully recovered.

## Chicane

If you ever try 'jumping' the chicane then a small tip



is to turn the steering to a full left lock just as you take off. Then when you land you will have a better chance of ending up pointing the right way. Happy Racing.

On the bend before the straight or about a third of the way through one of the longer straights, make sure you are in third or fourth gear and at about 6000 — 6500 rpm. Then you zip up next to the opposing car. Position yourself on the inside of the other car relative to the next coming bend. Then whack your revs right up and change gear up as fast as possible. Due to your high revs you will have an increased acceleration and be able to zip past the car. This should be timed just before the up and coming bend. If you are on the inside of the other car and it is on the outside, then it will not be able to take the corner so fast as it is nearer to the outside kerb. So it must slow down and pull in behind you. On the next straight you can compound this by roaring off into the distance.

## Corners

Corners can be a real pain. The line that you take can be extremely critical, not only to keep you on the track, but the wrong line on a corner can drop your revs, making you change down even to get them back

up again, and generally lose many seconds of lap time.

As far as speed is concerned there are three very wide corners with long straights on either side of them (Maggots, Chapel, and Abbey), these can be taken in fifth, at full whack by taking the inside line on the approach. One bend that you can take at full whack, but the positioning is very crucial (Club corner), and three really awkward corners where positioning is very crucial and your speed must be reduced to a low level to get around at all (Copse, Stowe, and Becketts). On these corners if you find yourself slipping, pull back on the joystick. This reduces your turning circle and stops you skidding.

When you hit a position crucial bend the best idea is to push your joystick through half of its throw. Then if you start to lose it you can use the rest of the possible joystick movement to correct yourself. All bends should be taken on the inside. To see perfect or near perfect positioning have a look at the opposing cars. On a practice lap, instead of overtaking the slower cars follow them around the track. The lines around corners they draw are always very good. Remember they only go off the track if you hit them so they have to be good.





# HI-SCORE



One or two people have written to me saying that a score they sent for a game that doesn't feature on our list, hasn't been printed or that a marginally lower score has been printed as opposed to their higher score.

Well there are reasons for both of these. If we are not featuring a game then we will generally not print the score unless it is a good one, however, we do rotate the games so that everybody gets a crack at the whip. This month most of the entries were for one or more of the Decathlon games, but we have added lots of new games and deleted some older ones.

The reason for the second question is that a marginally lower score will beat a higher score if there is a photograph to accompany it.

I also has one letter complaining that he had beaten my hi-score on Atari Pole Position, but on the C64. Why, he asked, was he not featured because the games are the same. Well we treat different computers under different headings because the gameplay is usually different. This is a case in point as due to a bug in Pole Position on the Atari there is a physical limit to your score (at about 112000) and no more is scorable. This does not happen on the C64.

Remember to enter, all you have to do is fill in the appropriate space provided on the page, get another person to sign it to say that they have witnessed this (a screen shot would be preferred and takes priority).



Then send the entire page to:

**Hi Score  
Computer Gamer  
Argus Specialist  
Publications  
1 Golden Square  
London W1R 3AB**

Good luck.....

**58**

Game	System	Scorer	Score	Your Score
Pole Position	VCS	M Roberts	64780	
Battlezone	VCS	T Powell	56000	
Centipede	VCS	T Powell	26005	
Mario Bros	VCS	J Ellis	33600	
HERO	VCS	T Powell	33745	
The Empire Strikes Back	VCS	T Powell	3247	
Smurf	VCS	J Ellis	2200	
Pitfall II	VCS	D Rae	100502	
Snapper	BBC	R Brown	145000	
Chuckie Egg	Spectrum	W Lacey	2170710	
Knight Lore	Spectrum	A Parkinson	96%	
Death Star				
Interceptor	C64	D Boyd	250000	
Decathlon				
(Ocean)	C64	R Moulds	74000	
Decathlon				
(Ocean)	Spectrum	M Reynolds	95893	
Bio Defence	Atari	M Roberts	13800	
Confusion	Amstrad	S Green	47500	
Pole Position	Atari	M Roberts	108950	
Pole Position	Spectrum	B Cooper	95000	
Pole Position	C64	D Edwards	120830	
HERO	C64	P Edwards	1000000	
Raid On				
Bungling Bay	C64	M Roberts	165800	
Elite	BBC	D Codrington	1343777	
David's Midnight				
Magic	C64	G Hamlett	711385	
Ghostbusters	C64	S Dennison	313600	
Cyclone	Spectrum	A Parkinson	62020	
Seaside Special	C64	S Payne	1470500	
Bruce Lee	Spectrum	M Roberts	240560	
Dropzone	Atari	S Phipps	68230	
Donkey Kong	Atari	J Prince	35100	
Spy Hunter	Spectrum	I Whittaker	188410	
Jet Pac	Spectrum	C West	1231670	
Pitfall II	C64	P Goodridge	155328	
Decathlon				
(Activision)	C64	P Goodridge	11784	
Raid Over				
Moscow	C64	P Ford	172800	
BC's Quest for				
Tyres	C64	D Jolley	8455	
Staff of Karnath	C64	K Mundow	7.22	
Defender	Atari	C King	2746800	
Impossible				
Mission	C64	D Edwards	29883	
Psst	Spectrum	S Spencer	120840	
Pajaramarama	C64	K Barber	93%	
Q Bert	Atari	D Stephens	89750	
Moon Cresta	Spectrum	M Makin	89910	
Spelunker	C64	M Roberts	138750	



Send to: Hi Score, Computer Gamer, 1 Golden Square, London W1R 3AB

Name.....

Address.....

Telephone.....

Age.....

Signed.....

Witness.....



# THOUGHTS & CROSSES

37 MARKET STREET, HECKMOND WIK, WEST YORKS.

Shop Hours 9am-5pm Mon-Sat

GENERAL ENQUIRIES  
TELEPHONE  
0924-402337

24hr CREDIT CARD  
ORDERS TEL:  
(0924) 409753

IBM PC				SPECTRUM SOFTWARE				AMSTRAD SOFTWARE			
Title	Company	R.R.P.	Ours	Title	Company	R.R.P.	Ours	Title	Company	R.R.P.	Ours
Decathlon	Activision	£9.95	£8.95	Buck Rogers	US Gold	£9.95	£8.95	Sabre Wulf	Ultimate	£9.95	£8.95
Ghostbusters	Activision	£10.99	£9.99	Combat Leader	US Gold	£14.95	£13.50	Underworld	Ultimate	£9.95	£8.95
Music Studio	Activision	£19.99	£17.99	Conan (disk)	US Gold	£14.95	£13.50	Beach Head	US Gold	£7.95	£7.15
Music Studio disk	Activision	£19.99	£17.99	Congo Bongo	US Gold	£9.95	£8.95	Blue Max	US Gold	£7.95	£7.15
Football Manager	Addictive Games	£7.95	£7.15	Dambusters	US Gold	£9.95	£8.95	Bruce Lee	US Gold	£7.95	£7.15
Blogger Goes to Hollywood	Alligata	£9.95	£8.95	Drop Zone	US Gold	£9.95	£8.95	Raid Over Moscow	US Gold	£7.95	£7.15
Anchon	Anilosoft	£11.95	£10.75	Flak	US Gold	£9.95	£8.95	Spy Hunter	US Gold	£7.95	£7.15
Mule	Anilosoft	£11.95	£10.75	Fort Apocalypse	US Gold	£9.95	£8.95	Tapster	US Gold	£7.95	£7.15
Mule disk	Anilosoft	£14.95	£13.50	Frank 64	US Gold	£9.95	£8.95	Zaxxon	US Gold	£7.95	£7.15
Operation Whirlwind	Anilosoft	£11.95	£10.75	F-15 Strike Eagle	US Gold	£14.95	£13.50	Strangeloop	Virgin	£5.95	£5.35
Raid on Bungle Bay	Anilosoft	£9.95	£8.95	Grogs Revenge	US Gold	£9.95	£8.95	The Biz	Virgin	£7.95	£7.15
Active Centre disk	ASP	£14.95	£13.50	Nato Commander	US Gold	£9.95	£8.95	Howzat	Virgin	£5.50	£4.95
Triangle disk	ASP	£19.95	£17.95	Pole Position	US Gold	£9.95	£8.95				
System 15000	AVS	£9.95	£8.95	Raid Over Moscow	US Gold	£9.95	£8.95				
Shadow Fire	Beyond	£9.95	£8.95	Sinky	US Gold	£9.95	£8.95				
Spy vs Spy	Beyond	£9.95	£8.95	Spitfire Ace	US Gold	£9.95	£8.95				
Impossible Mission	CBS	£8.95	£8.05	Spy Hunter	US Gold	£9.95	£8.95				
Pitstop II	CBS	£10.95	£9.90	Stellar 7	US Gold	£9.95	£8.95				
Pitstop II disk	CBS	£14.95	£13.50	Strip Poker	US Gold	£9.95	£8.95				
International Soccer	Commodore rom	£14.95	£13.50	Super Huey	US Gold	£11.95	£10.75				
Rocky Horror Show	CRL	£7.95	£7.15	Tapster	US Gold	£9.95	£8.95				
Red Arrows	Database	£8.95	£8.05	Up n Down	US Gold	£9.95	£8.95				
View To A Kill	Domark	£10.99	£9.99	Zaxxon	US Gold	£9.95	£8.95				
Combat Lynx	Durell	£8.95	£8.05								
Death Pit	Durell	£7.95	£7.15								
Elite	Durell	£7.95	£7.15								
Freelord	Durell	£2.50	£2.50								
Gogo The Ghost	Durell	£2.50	£2.50								
Ti Na Nog	Gargoyles	£9.95	£8.95								
Ophiod	GB Standard	£9.95	£8.95								
The Quill	Gilsoft	£14.95	£13.50								
Artist	Gylon	£15.95	£14.35								
Artist disk	Gylon	£17.95	£16.25								
Gibby's Day Out	Hewson	£7.95	£7.15								
Hypersports	Imagine	£8.95	£8.05								
Moon Cresta	Incentive	£6.95	£6.25								
Agent USA	Longman	£14.95	£13.50								
Blockbusters	Macsen	£7.95	£7.15								
Brian Jacks Superstars	ManTech	£7.95	£7.15								
The Hobbit	Merbourne House	£14.95	£13.50								
American Football	Mind Games	£9.95	£8.99								
Broad Street	Mind Games	£7.99	£7.20								
Spitfire 40	Mirrosoft	£9.95	£8.95								
Machine Code Tutor	New Generation	£14.95	£13.50								
Daley Thompson's Decathlon	Ocean	£7.90	£7.10								
Frankie Goes to Hollywood	Ocean	£7.95	£7.15								
Hunchback II	Ocean	£7.90	£7.10								
Kong Strikes Back	Ocean	£7.90	£7.10								
Roland's Rat Race	Ocean	£7.90	£7.10								
Street Hawk	Ocean	£7.90	£7.10								
Theatre Europe	PSS	£9.95	£8.95								
3 Steel Rat Saves The World	Shards	£9.95	£8.95								
Nutcracker	Software Projects	£5.95	£5.35								
Boulder Dash	Statesoft	£8.95	£8.05								
Flip & Flop	Statesoft	£8.95	£8.05								
Fight Simulation II	Sub Logic	—	£36.50								
Fight Simulation II	Sub Logic	—	£45.30								
Emorbed	Ultimate	£9.95	£8.95								
The Staff Of Karnath	Ultimate	£9.95	£8.95								
Battle For Normandy	US Gold	£14.95	£13.50								
Beach Head	US Gold	£9.95	£8.95								
Blue Max	US Gold	£9.95	£8.95								
Bounty Bob Strikes Back	US Gold	£9.95	£8.95								
Bruce Lee	US Gold	£9.95	£8.95								

All prices include postage, packing and VAT. Overseas orders welcome. Please order stating, 1) Program Required, 2) Amount Enclosed, 3) Name and Address, 4) Type of computer. \*Indicates Half Price

## CRASIMOFF'S WORLD



## BRITAIN'S BIGGEST!

CRASIMOFF'S WORLD is a Play-By-Mail game of exploration and adventure. As a player you assume the role of leader in a band of brave adventurers set out from a small town knowing little about the surrounding countryside apart from a few rumours. As you travel you will learn more about the land and its secrets, encountering other parties, races and creatures. To survive you must rely on your wits and swords.

Our team of professional gamesmasters have developed and run the world for over five years, constantly updating and improving. Over 1000 player parties currently operate in this ongoing fantasy campaign making Crasimoff's World the most popular Play-By-Mail game in the UK.

"The effort the gamesmaster puts into each turn never ceases to amaze me. Most players find themselves offered a different scenario each turn, or find that a new twist has happened to an existing adventure."

**WHITE DWARF**

"So, with its regular newsletter, Crasimoff's World is a friendly, efficient, and relatively cheap game to play, and if you wish to try a commercial PBM game with a distinctly D&D game-ish flavour, I would unhesitatingly recommend it."

**IMAGINE**

To enrol in Crasimoff's World send £5.00 cheque/PO/international money order payable to KJC Games. For this you will receive the rulebook, set-up material, first three turns and a copy of our latest newsletter. Future turns are £1.50. Send to KJC Games, PO Box 11, Cleveleys, Blackpool, Lancashire FY5 2UL. European players welcome, rates are same as for the UK.



# P.B.M. UPDATE

Welcome to a new regular series in Computer Gamer in which we follow up last month's introductory article on play by mail games.

Each month we will bring you the latest PBM news and details of any new games that start. Computer Gamer will be joining a number of the games and so we will bring you first hand knowledge of how the games work along with our progress (or lack of it) in them. If you have any comments or suggestions about this column then please address them to PBM update at the normal editorial address.

## What is a PBM Game

For those who missed last month's Gamer, a PBM game is one that you play by post.


They are loosely related to computer adventures, in that you are given a character (or characters) to control, with which you explore a world.

However instead of entering your instructions into a computer you send orders to a Games Master (GM) who processes them before sending a report back to you.

Although this is slow, in fact some games last month's, if not years, they are incredibly detailed and players get so involved with them that they eagerly await the morning post.

Some games have only 25 players, where as others have nearly a thousand, which explains why most are computer moderated.

Obviously processing even 25 orders takes a lot of time and so PBM games companies charge on average £1.50 per turn. Therefore when you consider some games have




turns every week its not a cheap hobby but it is an enjoyable one.

## PBM News

Mitre Games, of Tribes of Crane fame, are launching two new games. In the first, Midgard, you are the second son (or daughter) of a nobleman. Unfortunatley, the first son is to inherit all the family fortune, so you are given an army of 200 men and sent to seek your fortune elsewhere. During the game, you will no doubt fight battles, enlist armies or even run foul of the many religious groups.

Midgard's game reports promise to be something special as it is to be run on a Macintosh.



Global Supremacy is their second launch and is set in a post WW III world in which 82 players fight for survival and finally global supremacy.

ICBM are currently converting their games onto British computers. Their games such as Starweb were actually run in America with ICBM, acting as a post box.

In September, when the conversions are complete the games players will benefit by quicker turn round times.

KJC Games have launched Capitol which they believe is the most advanced computer moderated PBM game in the UK.

It is to be run on a 512k IBM pc and is a space conflict simulation.

## PBM Competition

In our first PBM Competition we are delighted to be able to give away six months play in either Capitol or KJC's fantasy game, Earthwood.

To succeed in a PBM game you will have to out-think other postal players and so we have devised a competition to test your ability to do just that.

All you have to do to enter is fill in the coupon below and then write on the envelope any whole, positive number. The prizes will be awarded to the people who send in the lowest numbers.

There is of course a catch and that is, if more than one person chooses the same number then they will be eliminated. For example, if a lot of you choose obvious numbers such as 1, 2 and 3, then all those people will be eliminated and someone who entered 143 may win. If everybody duplicates their numbers then the two highest numbers will win.

Computer Gamer (PBM) Competition, No.1 Golden Square,  
London W1R 3AB.

My number is.....  
(Repeat on envelope)

Name .....

Address .....

.....

.....

Age ..... Tel .....



# BYTE

## SPECTRUM

Game	RRP	Our Price
Daley Thompson	6.90	4.99
Beachhead	7.95	5.95
Knights Lore	9.95	6.75
Underworld	9.95	6.75
Lords of Midnight	9.95	5.95
Doomdarks Revenge	9.95	5.95
Combat Lynx	7.95	5.25
Star Strike	5.95	4.50
Match Day	7.95	5.70
Great Space Race	14.95	4.99
Ram Turbo Interface		18.00
Alien 8	9.95	7.25
Project Future	6.95	4.99
Everyones a Wally	9.95	7.25
Bruce Lee	7.95	5.95
Tapper	7.95	5.95
Spy Hunter	7.95	5.95
Shadowfire	9.95	6.99
Spy vs Spy	9.95	6.99
World Series Baseball	6.95	5.25
Deathstar Interceptor	7.95	5.25
Herberts Dummy Run	9.95	7.50
Twin Kingdom Valley	7.95	3.99
9 11 TS	6.95	5.25
Romper Room	9.95	5.99
Gyron	9.95	5.95
Rocky Horror Show	8.95	6.75
Frankie goes to H/wood	6.95	5.50
Confuzion	6.95	5.75
Archon	11.95	8.00
Brian Jacks	7.95	5.95
Dun Darack	9.95	7.50
Siamazoom	6.95	5.95
Biba Liba	7.95	5.95
VU File	8.95	2.99
VU Calc	8.95	2.99

## BBC/ELECTRON

Combat Lynx	8.95	6.50
Arabian Nights	7.00	4.95
Sabre Wolf (BBC only)	9.95	7.50
Mini Office (either machine)	5.85	4.70
Wizadoree	7.90	5.90
Alien 8	9.95	7.99
Nightlore	9.95	7.99

Overseas orders welcome. Please add 75p

## COMMODORE 64

Game	RRP	Our Price
Ghostbusters	10.95	8.25
Beachhead	9.95	7.50
Staff of Karnath	9.95	7.25
Spy vs Spy	9.95	5.99
Combat Lynx	8.95	6.95
Impossible Mission	8.95	7.25
Lords of Midnight	9.95	5.99
Shadowfire	9.95	6.99
Brian Jacks	7.95	5.95
Airwolf	7.95	5.95
Hobbit (Disk)	17.95	13.95
Elite	14.95	10.75
Ciphoid 9	9.95	6.99
Moon Cresta	7.95	5.95
World Series Baseball	7.95	5.95
Herbert's Dummy Run	9.95	7.50
Spitfire 40	9.95	7.95
Murder on the water front (Talkies)	9.95	7.50
Skull Island (Talkies)	9.95	7.50
Lost City	9.95	7.50
The Scroll of Arkbarkhan	9.95	7.50
Quark minus one	9.95	7.50
Rockfords Riot/ Bolderdash II	9.95	7.50
Blogger goes to H/wood	9.95	7.50
Rocky Horror Show	8.95	6.75
Jet Set Willy II	8.95	6.75

## AMSTRAD

Daley Thompson's decathlon	8.95	6.50
Dark Star	7.95	5.25
Fighter pilot	8.95	6.50
Jet Set Willy	8.95	6.50
Mini Office	5.95	4.75
Hobbit	14.95	10.50
3-D Starstrike	6.95	5.25
Battle of Midway	9.95	6.99
Sorcery	8.95	6.50
Ghostbusters	10.99	8.99
Combat Lynx	8.95	6.25
Knight Lore	9.99	7.99
Alien 8	9.99	7.99
Animated strip poker	8.95	6.95
Confuzion	6.95	5.75

Quick Shot II only £8.99

Please note: if our order exceeds £50 you get 10% further discount. Send cheque/ PO to:

**GOODBYE (CG), 94 Leather Lane, London EC1. Tel: 01-404 4245.**

## GLOBEMASTER

The 3-D space combat play-by-mail game.

Fly your command ship and its fleet of fighters from star to star into combat with ships controlled by the other players. Find and capture the MASTERSTAR and become GLOBEMASTER.

Turns 1 fortnightly £1.50 per turn.

The GLOBEMASTER plays for free while he survives. First 2 moves and rules free.

## STARGLOBE

This is an adventure in space and time. You must navigate your well-equipped starship through 3D space, filled with 2000 stars. When you reach a star, you can explore the planets, establish colonies and factories, build up an empire, meet aliens and fight other players.

Moves £1.60 each. No deadlines. Details and launch £2.

Send to: **TIMEPATTERNS, 97 Devonshire Road, Birmingham, B20 2PG. Tel: 021 523 4446.**

KJC Games, Britains leading Play By Mail company, introduces to you our new Play By Mail game of Xenophobia, Conquest, and Space Warfare called ...

# CAPITOL

BRITAINS MOST ADVANCED COMPUTER MODERATED PLAY BY MAIL GAME!

### CAPITOL Features —

- A strategic space warfare game, completely computer moderated.
- Approximately 35 players per game.
- Players design their own race's characteristics and description.
- Design your own starships and build them at your star bases.
- Expand your empire and conquer other races.
- An 'advanced stage' of the game introduces new technologies of stargates and improved ship movement capabilities.
- CAPITOL's simplified order formats are easy to remember. No coding your orders onto computer cards or other gimmicks.
- CAPITOL has an easy to understand rulebook, complete with numerous examples.
- CAPITOL was subjected to the largest playtest of ANY commercial PBM game. Over 100 players played over 1500 turns of CAPITOL prior to release.
- Runs on an IBM PC, using 512K

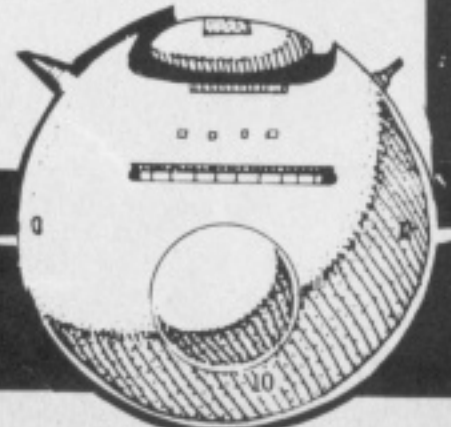
*"CAPITOL is fast becoming the standard against which other space warfare games are compared"*

- With each rulebook you receive a set of overlays to use in mapping the game and moving ships.
- Mapping CAPITOL is extremely interesting, using the computer printed maps you receive with your turn results.
- No due dates. CAPITOL allows you four turns per month. Most other computer moderated games have the usual one turn every two weeks.

KJC Games has been running Play By Mail games for about 5 years now and our reputation for giving good, exciting games and a first class service is second to none. Our team of professional Gamesmasters will usually reply to your turn with 48 hours.

To enrol in CAPITOL send a £6.00 cheque/PO/international money order payable to KJC Games. For this you will receive the Rulebook, setup and first two turns. Each turn of Capitol costs £1.75 for the first 60 orders. Each additional 30 orders costs 75p. European players are welcome. Reply to: KJC Games, P.O. Box 11, Cleveleys, Lancashire, FY5 2UL.

**KJC  
GAMES**





Dragonatorc is the sequel to Hewson Consultant's Avalon and is an excellent arcade adventure. Its superb collection of spells and locations while adding appeal to the game gives you unlimited opportunities to get totally lost. The following is a blow by blow account, of how to start the game and then progress through it almost to its climax. Obviously reading all of this article in one go will spoil the game. Therefore we have inserted headings which show the important locations. Allowing you to read only the help that you need.

### Starting Out

From the start take the Seal of Merlyn. This will open up the two stone slabs in Wispwood if it is moved over them. Under one is a missile spell, the other opens the way into the Vaults of Locris.

### The Vaults of Locris

Move over this and you will be in the vault. To leave, you must collect the three runes X, I and T and move them over the flashing E in one room so as to spell EXIT. This will make a rotating cube which, when moved over, teleports Maroc to Weirdhenge. The point to the **Vaults of Locris** is to find the Leyrod (as well as a crown but that cannot be done yet).

Find three rooms which follow into each other and each contains one chest. The first chest (not the one in the middle, one of the other two) can be opened by moving the servant over it and inside is a key. Take this, but watch out because

a spider appears as soon as the chest is opened. Move to the other chest (not the one in the middle) and this key opens it. Inside is another key. Take this but watch out for the spider! This key opens the middle chest. Take the leyrod but watch out for the spiders!!

The runes are hidden. One is in a skeleton which lies in a room, one is in a "treasure trove" and the other is in a chest. This has been disguised as a stool but should you move the servant over it, it will become a chest. This is opened by the key which opened the Leyrod chest.

### Wierdhenge

Once out of the vaults you will be in Weirdhenge. Cast the leyrod spell and a cursor will appear. If you move this around the stones you should uncover two rotating cubes. One to the left, one to the right. These are entrances to the leylines which connect each stone circle. The left one takes you to Stoneways the other to Dragonsteeth. Take the left one. Once safely through the leyline you should be in Stoneways.

### Stoneways

MAKE SURE THAT YOU STILL HAVE THE SEAL OF MERLYN. Cast the leyrod again and you should uncover three cubes. Take the one on the left and you will be taken to Webwood. This is the location of Merlyn's cave.

### Merlyn's Cave

Find the stoneslab and then move the seal over it. It should uncover a trap door. Move over this and you will be in the cave. In the next room, take the door to the right. Take the WARRIOR spell and the dish of milk. Move the servant over the table and it will become a cube. Move over it and you will be back in Webwood.

### Webwood

Seek out a stone, using a stick move the stone and you will find an axe. Take this, now go to a log and move the milk over it. A hedgehog will come running out. Leave the milk and take it. Now go to a tree


stump and hit it with the axe. It will fall down. Now move the hedgehog spike around the stump and a key will appear. It opens the door to the left. Inside is Halgor's seal. You may drop everything and take this seal. Leave the cave and go to the **Seven Sisters**. Use Leyrod and a cube will appear. This takes you to **Wyrmcrag**. Do not leave the circle. Cast leyrod to the right and a cube will appear. This takes you to the **Trollstones**. Cast leyrod and you will find two cubes. The right one takes you to the seven sisters but take the left one to **Weirdhenge**. From here take the right leyline to **Dragonsteeth**.

### Wolfwood

In Wolfwood there are many dangerous werewolves. Use the warrior spell to kill them. Then find a stone slab and move Halgor's seal over it. Go down the hole to the sanctuary of Halgor. In the next room are three spiders. Hit them each with the seal and they will become spells. One of these is RETURN. Cast this and you will appear by a tomb in the sanctuary. Take a key from this tomb and using it, leave the room. Open the next door with it and you will see an anvil. Now leave the sanctuary via the stone slab in the first room. Go the **dragonsteeth** and cast leyrod. Two cubes will appear. Take the one on the right and you will be in **dreamdowns**.

### Dreamdowns

Find a bow and give it to the elf. He will give you a nut. Get a squirrel and make him hit the nut. A key will fall out. Enter the **ruins of the Canlii** and find a chest. Open it with the key and you will find a magic symbol. Now find a stone slab (still in the ruins) and move the symbol over it. A hole will appear. Inside is the very important DEMON spell. Do not cast it yet. Leave the ruins and find a bush (not the one left of the dreamdowns). Move the squirrel over this and a torch will be revealed. Take this to the fire and light it. Go to **dreamdowns** and take the left path. You will see





## Eamon McGing helps players stuck in Hewson Consultants Dragontorc with his guide to ancient Britain.

# 43

another bush. Push the squirrel over it and a slab and scroll will appear. The scroll is a clue. Move the magic symbol over the slab and a trap door will appear. Go down it. Go through the door and you will see a magic symbol on the wall. Snakes keep coming out of it. Kill the snakes with the torch then put the torch over the symbol and it will vanish. Open the door by using your symbol. Kill the snakes in the next room and then go through the top door. Take the missile spell and open the other door using the symbol. In the next room is a chest. Open it using the symbol but watch out for the snake. Inside is a different symbol. Leave the room using the original symbol. In the next room, use the same symbol to open the door on the left. Watch out for the axes and bolts. I find the slow spell useful here! Go through the door and then through another. Here it is dark, but that's no problem. In the middle of the room is a tomb. Using the new symbol, move it over the tomb. Out comes a dragontorc crown and a clue scroll. Take the crown and then, put the original symbol over its immobile copy in the room and a cube will appear. This takes you out. Go to dreamdowns and cast leyrod, you will find one cube which takes you to rollstones. From there go to **Wierdhenge** and then to **Dragonteeth**. Leave the crown by the anvil and leave. Now journey to **Trollstones**.

### Trollstones

Kill the devils using warrior. In a stump you will find a coin. In a bush you will find a bone spell. And nearby you will also find a dove. Find a pool and move the coin over it. Now you can enter hellmouth caverns. Move over the pool. Find an axe. Around the place are three eggs. Two contain snakes but in one is a key. Use the axe to smash the eggs open. Open a chest with the key. Inside is a magic symbol and an unseen spell. Take the magic symbol and move it over a flashing slab. This opens the exit but do not leave yet. Go to a room with an immovable key and put the symbol on it. It can be taken now. Use this to open a door. Inside is a demon

face. Now cast the DEMON spell. Another face will appear. When they clash, the former face vanishes and leaves another dragontorc crown. Take this back to the **sanctuary of Halgor** and leave it by the anvil. Return to the **vaults of locris** and take (if you have not already done so) the half moon which says 'the vault key lies in sanctuary go to **stoneways**.'

### Witchwoods

In **witchwoods** find an elf. He owns another halfmoon. Either give him a bow or jewel or kill him using warrior. Now moving your half moon over his and it will become a full moon. Now find a herb, a bat (you can pick this one up) and a frog (who is in a pond). Take all three to a cauldron and put them in it. A wand will appear. Find a stone slab and put the wand on it. You will find an UNSEEN spell and a jewel. In another slab you will find a light spell. Find a sword which moves on its own. Hit it with the wand and it stops. It is now the sword of antimagic. Take it to an immovable stick and hit it. Now you can take the broom. Find a green bush and push it aside with the broom to reveal a large stone. Move the fullmoon over it and it turns into a cube. Enter the leyline to the Druid's last sanctuary.

### Druids last Sanctuary

Kill the goblins. One owns a key. One owns sunkey which opens the vault of locris. Find the dark tomb and cast light. In the tomb is a WALL spell. Find the locate spell. There is a hall with many opening with no doors. In some are spiders. Hit these with the sword and they become spells. In another is a wand. Do the same then go to the tomb and wave the wand around the walls. A key will appear. Open a door with this and inside is a chest. Open this with the goblin's key. Inside is another key. Open another locked door with this. Inside are two doors. One holds nothing it seems but cast locate and you will find a chest. Open this with the goblin key. Inside is the key to the cursed crypt. In the other door is a moon. Put your moon over this

and it turns into a sunkey. Put the sunkey over this and it becomes a cube. Travel down this to **witchwoods**. DO NOT LEAVE THE ORIGINAL WAND OR SUNKEY HERE. Go to the **vaults of locris** and open the locked door using sunkey. Take UNDO spell from the tomb then pass the next room into the long hall. There is an open way at the end. Don't go through yet. Cast UNDO at the door and a moon will appear, now go through. You will see the crown. Cast UNDO on the crown and it will fall down. Take this back to the sanctuary of Halgor and strike it to the anvil. It will be unmade, do the same with the other two crowns. Now go to **Torhenge** via **Dragonsteeth**.

### Torhenge

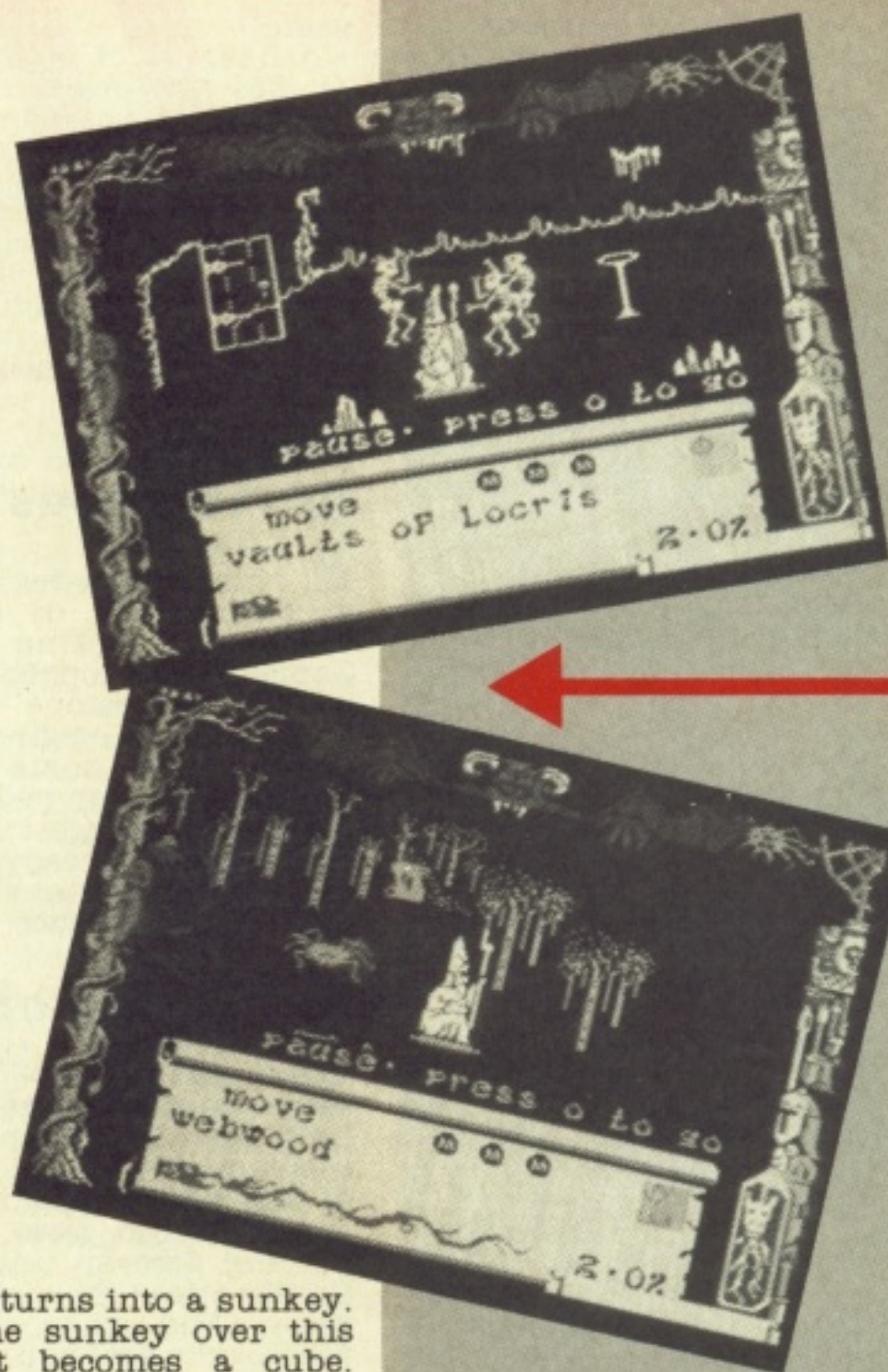
Find a rabbit and then two holes side by side. Put the rabbit over the one on the left. A key will appear. Take this then open the chest. You will find a magic symbol. Take this to a red sculpture/Funny shape (I don't know that it's supposed to be) and hit it with

a rabbit. A slab will appear. Put the symbol on this. Now enter the cursed crypt. Put your symbol on its twin and you will receive another. Put this on its twin and you will receive a new symbol. Put this on its twin and you have the cube to leave when you are ready. Take this to the tomb and place it on it. The final crown will come out, also a hand. Take this crown to the anvil and destroy it. Now all four crowns are gone, get the crystal of antithought from a pool in woolfwood and strike it to the anvil. Now take the stone to the hand and tame it. This can kill Morag.

All that remains is to find her, kill her, get her crown and free Merlyn.

This is quite as easy as it sound but then again we want to leave you some challenge.

Eamong McGing was presented with a plaque by Andrew Hewson, Managing Director of Hewson Consultants, for being the first to complete the game.





# ADVENTURE HELPLINE

**Marion Champion continues her help for ailing adventures and includes an indepth look at Games Workshop's Runestone.**

## Feeling Adventurous?

Hi, this month features a special review of a new adventure game from Games Workshop. It is called "The Runestone" and is full of many original concepts. Also some more answers to your problems. Anyway, I suggest that if you haven't already heard of "The Runestone" that you read on at once.

## The Runestone

This adventure really seems to be a game and a half. Just reading the instructions left me in awe of this new adventure. You can, it would seem, go on playing forever until you finally attain the aim of the game. And when you do reach your goal you may be nowhere near that golden score of 100%.

"The Runestone" has over two thousand locations and is without question the largest adventure game that I have come across yet. Two thousand locations makes the game seem almost frightening since it gives such a wide area to cover. Everyone of these locations is graphically shown every time you visit it. The screen is permanently divided into two sections. The top half is devoted entirely to the picture and the bottom to the description of what is happening.

The normal set up of any adventure, whether graphical or otherwise is that you play the central character or the hero of the story and you have one aim to achieve. Once this is attained the game is over. In Runestone there are three leading characters and you play every one of them.

'All of them!' I hear you gasp. Yes but not all at once. You can be whichever of those you wish to be at

any one time, bearing in mind that the three characters may be separated and in locations miles away from each other.

The three characters are:-  
MORVAL THE WARRIOR.  
ELIADOR THE ELF.  
and GREYMAREL THE WIZARD.

Each of these characters has a different skill which you must discover and use appropriately. This is not too difficult to discover if you combine their titles with what you can find at their respective abodes and make an intelligent guess.

The main quest in this adventure is to destroy an evil character known as 'KORDOMIR THE DARK'. The game takes place in the land of Belorn. In the North lie the Northern wastes which are inhospitable and wild, so few of the inhabitants of Belorn will venture far north. Many generations ago, the happy land of Belorn was invaded by the evil Kordomir and his Orcs. The ancient treasures of Belorn were stolen and taken away to the North. Many great wizards and elves were slain. The raids continued and the land of Belorn became closer to succumbing to the reign of Kordomir the Dark. But there is still hope, for our three heroes set out to end the destruction in a final bid to eliminate Kordomir forever.

There are several ways that you can play this game. One is to start off with the ultimate aim of conquering Kordomir and retrieving as many of the lost treasures as you can, or alternatively you may just wish to explore the countryside and meet the various inhabitants of which there are about forty. This is perhaps a good

way to begin so that you can get an idea of how the game is set out and what you are likely to find on your travels.

Once I had begun to play this ambitious adventure I soon abandoned my usual mapping technique to resort to something a little less reliable, my sense of direction. I realised that with over two thousand locations my piece of paper was simply not going to be big enough, no matter how small I made my writing, and with many locations having no specific landmarks or name to relate to, it all got too confusing and I managed to get lost several times.

The game only permits you to move north, south, east and west, so if you wish to move northwest you must go west then north or vice versa. A map is provided (as shown here) which shows the general positioning of major points, and due to the unusual nature of this particular adventure, the map is extremely useful.

That last comment refers to the use of screen shots for finding out where you are going. You can look in any one of four directions at any one time, (north, south, east, or west) without actually having to move in that direction. This gives you a view from the point which you are standing to as far as you can see (or as far as the computer allows you to see.) In other words you cannot see the location you are in, only the locations around you. The text will inform you of where you are. The view into the distance will show you any buildings or mountains or lakes or anything that is within your range of vision, in perspective of course. You will soon learn to recognise the shape of distant blobs



even though they have no detail at a distance. You will therefore be able to head for a certain point and watch it get nearer gradually. This feature in conjunction with the map will enable you to pinpoint your location fairly accurately although there are buildings and landmarks not shown on the map which you will have to discover for yourself.

The best way to catalogue your progress is to photocopy the map and put a numbered key on it so that you will know which buildings are what and the items that you can find within them. Drawing an intricate map of every location is in my opinion extremely difficult and time consuming and can considerably ruin some of the fun of this game.

One more note about the screen shots. As you enter each location, the picture will clear and the new view will start to appear. The view builds itself up from the back to the front and hence some objects or landmarks at the back will be obscured by trees or mountains or whatever is at the front of the picture. It is a good idea therefore to watch as the picture is being built up. You might see something that you would not otherwise have seen in the final view.

As I said before, you control all the characters and you can choose which one to be at any one time. If you are lucky and you do manage to keep all three characters together then you can ask the others to do things for you as the character you are already playing. You do not have to keep changing from one to the other. It is a good idea to remember that every time your chosen character makes a move or takes a turn, the other two characters also take a turn. If they are not with you then who knows what they are getting into, but if you notice that your score has suddenly diminished, you would do well to assume that one or other of them has got into some scrape or other, the most likely one being that one or both has been captured by orcs and you will either have to rescue them as the free character or become one of them and escape. The choice is yours. If you change to one of the other characters and find yourself in a fortified tower with a couple of orcs then you have been captured. All prisoners are taken to the same tower but which one is what you have to find out. The characters in the game which you do not control, ie those other than the main three, all have minds and aims of their own too.

Although they may come along with you as friends to help you out they may unexpectedly wander off to do their own thing from time to time so don't trust them with anything important.

The game is run in real time so if you don't move fairly fast then the words 'Time Passes' appear and the various characters around you will begin to go about their business without you. The way to avoid this is to start a sentence then think about what you wish to do next and after that action. You must always plan ahead.

Since the game is rather large, once loaded it goes straight into the actual game, there is no "Do you wish to play again" option just as there is no quit option since there is not sufficient memory to allow for this. If you feel you are likely to want to start again then save the program at the start using load when you wish to recommence. This is much quicker than reloading the whole tape. None of the three characters will die during the game although they may become extremely weak at times. In this way it is impossible for the game to end due to your death. The only way it will end is if you succeed in the ultimate quest, or pull the plug out.

The instructions do not state the exact extent of 'The Runestones' vocabulary, but it would seem that it is very wide. Minor mistakes in sentences do not seem to affect the computers understanding of the sentence although if you elaborate too much on description of an object it tends to misinterpret by taking the wrong word as the object.

You can talk to other characters and tell them what to do and also you can input quite complex sentences.

An excellent feature of the game vocabulary is its variety of possibilities regarding looking and moving commands. If you simply state a direction then your character will look to the view in that direction. If you tell it to move then it will move in the direction it is facing, giving you the view in that direction from your new location. To save time you can move several locations at once in any one direction, following the instructions given with the game. You will see the view at each of these locations as you pass through.

One final point on commands, CAPS SHIFT and O will delete the last character entered, CAPS SHIFT and I will delete the

## ADVENTURE

whole line, CAPS SHIFT and 2 will rewrite the previous line if required, a most useful addition.

I was extremely impressed with 'The Runestone' from Games Workshop. It is available for the Spectrum 48K at £7.95 retail price which is excellent value for this amazing game. It is also available on order on microdrive cartridge. An entirely new concept in adventuring with its combination of real time combat and action, full text interpreter, multiple command input and what seems to be a never ending supply of new characters and locations. The Runestone is definitely worth experiencing!

### Letters

In your review of 'Heroes of Karn' you asked what a BARROWIGHT was. Well, having recently read Tolkien's Lord of The Rings, I can answer your question. While Frodo, the hero of this epic, was crossing the Barrowdowns he and his friends were captured by a BARROWIGHT. This gruesome creature was intent on robbing them of their worldly possessions and then eating them. But worry not! Luckily a mystic friend saved their skins, just in time.

I was wondering if, in the not too distant future, you would mind doing a review of 'The Jewels of Babylon' by Interceptor Software. Having seen the ad for the game in your magazine I noticed how good the graphics seemed in the screen-shot. I would be deeply grateful if you would do this for me.

Yours hopefully,  
Jonathan Todd  
P.S. How's EECANN?

Greetings, O warrioress! My name is Karth Demonlayer. I have a tale to tell of great sorrow and sadness which will surely lift the heart of every true adventurer. It follows:

"Once upon a time, when the land of Darkness still existed, and the Heroes of Karn were living peacefully, a new breathtaking parchment appeared in certain Alchemists stores (namely W.H.Smiths). Its name was Personal Computer Games.

"On hearing the news via a pesky dwarf, I set off at once to find the sacred parchment. Three moons later I reached the end of my quest and there on a shelf lay the parchment. I pro-

mptly paid the shopkeeper my last few gold pieces and set off home.


'Naturally, I was enthralled by the parchment and every month I trudged the three day journey to ensure my copy. During this time I made the acquaintance of 'The White Wizard'. He ran the adventure section and I wrote to him as much as possible in the next few months (see Feb. 1985 adventure letter section) Then disaster struck. A scruffy orc arrived at my deluxe cave apartment with a message: PC Games had gone bust! I went into wild fury and subsequently hacked off the orcs head with my Wilkinson Sword.

'I wandered in despair for 2 whole months. I tried to subscribe to Micro Adventurer but another foolish orc informed me that they too had closed down. This orc was a little thicker than most and my Wilkinson Sword broke on his skull.

'Then, while making a routine visit to my Alchemists store, I spotted a faint glimmer of light between the other parchments. I brushed away the cobwebs and wiped off the Goblins blood and withdrew the parchment. It's name? Computer Gamer.

"By the Zits of Zork!" I cried, "This is the greatest thing since MA and PCG!" I flicked through and found 122 pages packed with reviews, competitions, software companys, personalities, and above all, adventures.

How long can this continue? Will Marion be as good as The White Wizard? Will there be lots of beeb games reviewed? Don't miss the next exciting letter from Karth Demonlayer! Karth Demonlayer P.S. Happy Hacking!





I've just read your colourful magazine and find it very interesting and helpful.

Your magazine is very different with your layout of the pages and a change from ordinary pages with reviews in a neat line and columns.

I was particularly interested in your adventure pages, as I'm a great adventurous follower. I noticed in your reviews that you didn't include Doomdarks Revenge. This epic from Beyond is one of the great games I've played and there have been plenty of those. Great graphics and the novel short-listed menu intake makes this one of the best.

The selection of numerous players make it very good value for money and a must for any person owning a computer.

The cute graphical features of both Luxor, the Moonprince, and further into the game, Shareth the Heartstealer, are absolutely brilliant, so much, that my Spectrum blew it's 48K and is now in for repairs. Well done Beyond and thankyou (although I'm tempted to send them the bill).

Ecaan, please bring me more of your computer gaming, and as for me I'm going out to buy Beyond's Shadowfire.

Yours thankfully,  
Philip Oselt (16)

I'm writing to thank you for your advice regarding my early problems with Hero's of Karn.


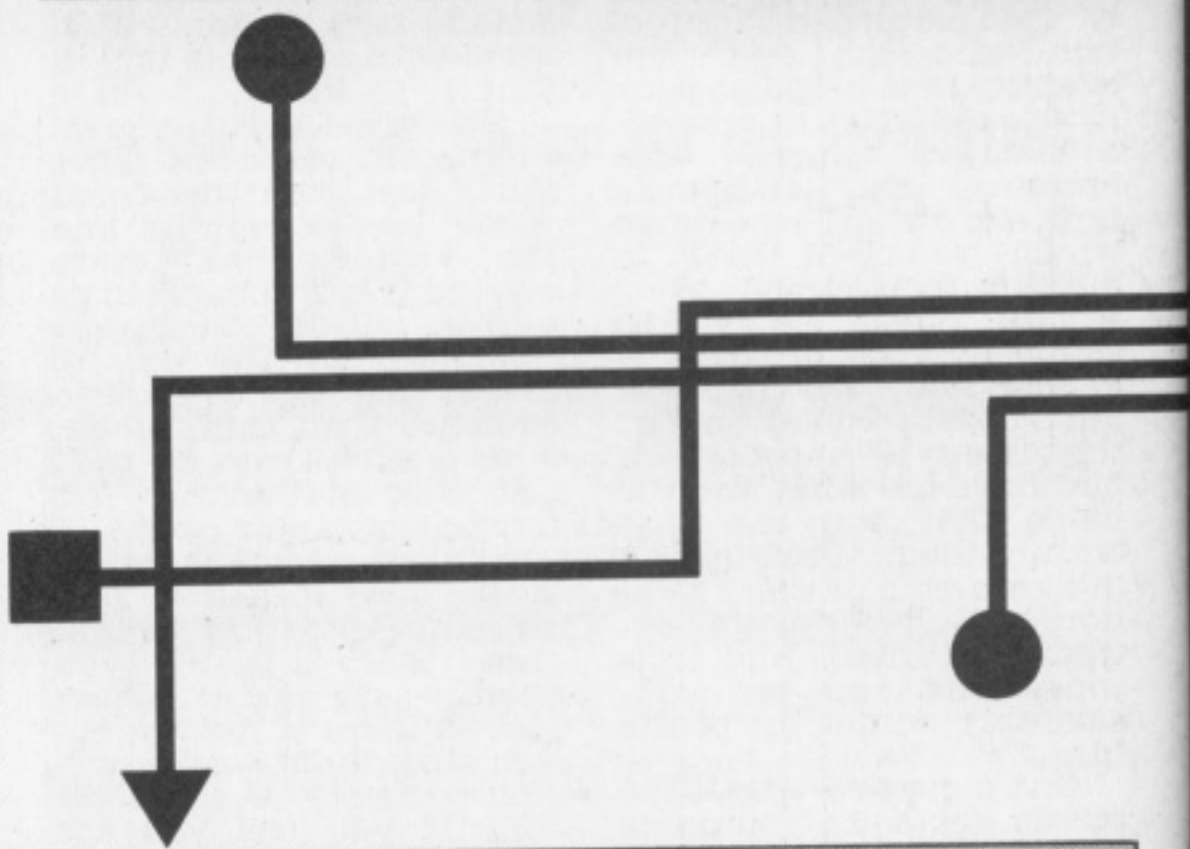
Thanks to your help I've managed to get past the barrowright and the bear, taking everything in sight with me. I was just getting into the game when my brain again stopped functioning. This time it is the pirate and the serpent who are stopping me travelling, so as I've no-one else to turn to, could you please help me again. (One day I'll get the hang of this adventure business).

I am very much looking forward to the next issue of "Computer Gamer" as it's the only magazine which really helps you decide what sort of game to buy. Anyway I look forward to hearing your reply.

Yours faithfully,  
J. Smith  
W. Yorkshire

To get rid of the serpent you need to have in your possession the songbird from the bird chamber. To get the songbird type, "BEREN, GET THE SONGBIRD." Then return to the debris room where the serpent is and type, "BEREN, KILL THE SERPENT WITH THE BIRD." As for the pirate, well he doesn't come into the game until much later on so I wouldn't worry too much about him for the time being. But if you are worried then I will say that the way to get rid of him eventually is to get one of your rescued friends to do the dirty work for you with a handy weapon. The next step is to rescue Istar but I'm sure that you can work that one out for yourself if you remember my hints on using every item that you are carrying in every possible way that you can think of.

## ADVENTURE





# **PREPARE YOURSELF FOR THE HIGHWAY ENCOUNTER.**



APPROACHING FAST...

BRAIN-BLOWING GRAPHICS...MEGA-BLASTING POWER...FAST-ACTION PLAYABILITY...  
'HIGHWAY ENCOUNTER'...A TOTALLY NEW DIRECTION FROM VORTEX.

ONCE YOU'RE ON IT...THERE'S NO TURNING BACK.

· HIGHWAY ENCOUNTER FOR SPECTRUM 48K · £7.95 ·

VORTEX SOFTWARE (SALES) LIMITED, VORTEX HOUSE, 24 KANSAS AVENUE, OFF SOUTH LANGWORTHY ROAD, SALFORD M5 2GL.



# Dungeon Dressing

ADVENTURE

## Our Dungeon decorator, Gordon Hamlett, helps you brighten up your adventures.

Last month I talked about leaving ideas out of your storyline because they did not fit into the general scheme of things. This month, I want to look at how to fill in the rest of the plot.

When I first started writing storylines, I had a main theme and a few specific ideas that I wanted to include. Having put them onto my map, I filled in the surrounding areas with any half-baked idea that came to mind. Not surprisingly, the resulting story was totally disjointed. To get round this, I developed the following method. Having decided on a theme, I made a list of everything I could think of that was associated with that theme. This helped in two ways. First, it put meat onto the skeleton storyline so that the whole thing flowed better and second, it showed up any scenarios that weren't quite right.

To give an example of this, I have taken the theme of pirates (not the software type!) and written down ideas off the top of my head in no specific order whatsoever.

— Eyepatch — talking parrot — Peg leg — Black spot — Treasure maps — Taverns — Wenches — Yard arm — Islands — Pirate ship — Cutless — Rum — Pieces of eight — Doubloons — Treasure chests — Scurvy — Flintlock pistols — Mutiny — Marooning — Skeletons — Jolly Roger — Hand to hand fighting — Cannons and broadsides — Caves — Smuggling — Ragged clothes — Prepare to repel boarders — Yo Ho Ho — Sea monsters — Rations — Avast behind — 15 men on a dead man's chest — Cat o'nine tails — Keelhauling — Walking the plank — Land ho — Crows nest — Telescopes — Shiver me timbers — Clap him in irons — Captain Flint —

Long John Silver — Jolly Roger — Skull and crossbones

As you can see, the above is a mixture of locations, objects, characters and pirates' slang. Not all the ideas would be used, but there is enough material there to develop a decent story without having to resort to dinosaurs, robots or the like.

### Reading Material

Two books worthy of mention this month, one serious, one not very serious at all.

Guide to Adventure Games by Gary McGath published by Compute! is an American book covering the history of adventure games, how to play them, how to write them and which are the best games to buy. A lot of the information contained in the book can be found elsewhere — especially to readers of this column! but the examples chosen are original and intelligent and there are a few nuggets of information to be gleaned. The section on writing programs is done in pseudocode rather than the flowchart that the British seem to favour. The example program is best used as an illustration of how to write a program rather than as a game to play. The final chapter on how adventure games are likely to develop over the next few years, I found very stimulating but overall, I thought the book was too "American" and at £10.95, somewhat overpriced. For the dedicated fan only.

Much more fun are the Xanth books by Piers Anthony published by Futura. Xanth is a land where absolutely everything is magical. There magical talents range from the useless (like being able to

project a purple spot onto the wall) to the powerful (talking to inanimate objects) and the stories are based on the interplay between these talents as the characters attempt to fulfill various quests. The books are full of awful puns (nickelpedes are five times worse than centipedes) and are worth reading several times as you are bound to miss loads of them. There are currently eight books in the series (although more are planned) starting with A Spell for Chameleon, The Source of Magic and Castle Roogna. Piers Anthony has one of the most fertile imaginations I have come across and his books are marvellous sources of inspiration for anyone planning to write an adventure. Even if you are not, go out and read them anyway. I cannot recommend them highly enough.

### Fascinating Features — Sources of Water

This includes wells, fountains, springs and pools and can be neatly divided into two sections — the constructions themselves and the liquid contained therein.

There is nothing so sure that someone coming across a well in the middle of an adventure is going to assume that it is a wishing well and lob some treasure down it in hope of greater reward. This gives you a chance for a few variations on a theme. You might just want to relieve them of their ill gotten gains or there might be some useful treasure stuck in the ooze at the bottom cast there by a previous adventurer. Maybe there is no water at the bottom, but a passage leading to other areas. Perhaps it is a special area that can be developed — the

well of lost souls or similar. (GH's memory of wells is none too good. When I was running a D+D game at University, I had a well that was all but marked Ye Olde Wishing Welle. So what did GH do? He tied up the hobbit and lowered him down the well. I ask you — Ed)

Fountains can be considered similar to statues (see issue two for details).

The liquid within these structures is much more interesting. Apart from the obvious water (to drink or water plants with) you can use it as all sorts of potions. Healing wounds perhaps or increasing strength). Giving swords and armour magical ability — or rusting them. Holy water for fighting the undead or acid needed to dissolve something. A love spring that, when drunk from, causes you to fall hopelessly in love with the first creature of the opposite sex you meet, regardless of species (this explains how creatures such as centaurs and harpies came into being — read the Xanth books!) A fountain in the shape of a satyr asks you a riddle when you enter a chamber. If you get it correct, it recites a clue to a treasure. Get it wrong and it sprays you with something nasty. A pool that transmutes silver to gold or copper on a random basis.

You should have no trouble coming up with original ideas involving your liquids. Remember, some liquids must be drunk (strength potion) whilst others must be bathed in (cure wounds). Also, don't make everything beneficial to the adventurer. Keep him on his toes with a judicious one of poison etc.

### Next Month

From next month, we're expanding Dungeon Dressing, to include a supplement for Science Fiction gamers. So Gamers who prefer droids to dwarves and phasers to swords should lookout for Starship Scenery. Starting in the next transmission of Computer Gamer.



## BARGAIN SOFTWARE

Dept CG1, Unit 1, 1 Esmond Road,  
London W4 1JG  
Ring 01-995 2763 for special offers

	RRP	Our Price		RRP	Our Price
SPECTRUM			COMMODORE 64		
ALIEN 8	9.95	6.90	ARCHON	11.95	8.99
ARCHON	10.99	7.99	BLAGGER GOES TO H/WOOD	9.95	7.20
BEACH HEAD	7.95	5.95	BOULDER DASH	8.95	6.95
BROAD ST (REGARDS TO)	7.95	5.95	BROAD ST (REGARDS TO)	7.95	5.95
BULGE THE	9.99	7.50	BRUCE LEE	9.95	7.40
CAULDRON	7.99	5.99	BULGE THE	9.99	7.50
CHARLIE IN CHOC FACTORY	8.50	6.50	CAULDRON	7.99	5.90
CHUCKIE EGG 2	6.90	4.75	CONAN THE BARBARIAN (D)	14.95	12.95
CONFUZION	6.95	5.25	DALEY'S SUPERTEST	7.95	5.99
DALEY'S SUPERTEST	6.95	4.99	DAMBUSTERS	9.95	7.40
DAN DURAGH	9.95	6.99	DECATHLON	9.99	7.50
DRAGONTORC OF AVALON	7.95	5.90	DROP ZONE	9.95	7.40
EMERALD ISLE	6.95	5.50	ELITE (END OF MAY)	14.95	11.00
EVERYONE'S A WALLY	9.95	6.90	EMERALD ISLE	6.95	5.50
FOOTBALL MANAGER	6.95	5.25	ENTOMBED	9.95	6.90
FORMULA 1	7.95	5.95	EUREKA	14.95	9.95
FRANKIE GOES TO H/WOOD	9.95	6.99	EVERYONE'S A WALLY	9.95	6.95
GHOSTBUSTERS	9.99	7.50	FOOTBALL MANAGER	7.95	5.90
GRAND NATIONAL	6.95	5.20	FRANKIE GOES TO H/WOOD	9.95	7.40
GREMLINS	9.95	7.25	GATES OF DAWN	8.95	7.25
GYRON	9.95	7.40	GHOSTBUSTERS	10.99	8.25
HERBERT'S DUMMY RUN	9.95	6.99	GREMLINS	9.95	7.25
JET SET WILLY II	6.95	4.95	GRIBBLY'S DAY OUT	7.95	6.50
KNIGHTS LORE	9.95	6.50	HERBERT'S DUMMY RUN	9.95	6.99
MEGA HITS (10 TOP TITLES)	19.95	12.95	IMPOSSIBLE MISSION	8.95	6.65
MINDER	9.95	7.40	ICE PALACE	7.95	6.25
MONTY ON THE RUN	6.95	5.25	INT. BASKETBALL	5.99	4.50
MOON CRESTA	6.95	5.20	INT. SOCCER (ROM)	14.99	10.95
ONE ON ONE	8.99	6.99	LODE RUNNER	9.95	7.40
RAID OVER MOSCOW	7.95	5.80	MEGA HITS (10 TOP TITLES)	19.95	12.95
ROCKY HORROR SHOW	8.95	6.50	MOON CRESTA	6.95	5.40
SHADOW FIRE	9.95	6.95	ON COURT TENNIS	10.99	8.25
SPY HUNTER	7.95	5.80	ON FIELD FOOTBALL	10.99	8.25
SPY VS SPY	9.95	6.99	PIT STOP II	10.95	8.50
STARION	7.95	5.70	ROLAND'S RAT RACE	7.90	6.29
STREET HAWK	6.95	5.25	SHADOW FIRE	9.95	6.95
SQUASH (J. BARRINGTON'S)	7.95	5.70	SLAP SHOT	8.95	6.50
SUPERSTAR (B. JACKS)	7.95	5.70	SPLITFIRE 40	9.95	7.50
TAPPER	7.95	5.50	SUMMER GAMES	14.95	10.95
TECHNICIAN TED	5.95	4.55	SUPER HUEY	9.95	6.99
TIR NA NOG	9.95	7.50	SUPER PIPELINE 2	8.90	6.50
VALHALLA	14.95	3.99	THEATRE EUROPE	9.95	6.99
WIZARDS LAIR	6.95	5.20	TIR NA NOG	9.95	7.50
WORLD SERIES BASEBALL	6.95	5.20	WORLD SERIES BASEBALL	7.95	5.75

All prices include p&p. Overseas orders please add £1 per tape



## LIGHT PENS

COMMODORE 64  
VIC 20 (NEED SUPER EXPANDER)  
SPECTRUM 48K  
DRAGON 32/64  
TANDY COLOUR 32K

NORMAL PRICE

£17.25

LIMITED PERIOD

OFFER

£14.95

INCLUSIVE  
NO INTERFACE  
REQUIRED

Discover the exciting world of  
creating your own graphics on screen.

The Trojan Light Pen will draw boxes, circles, lines,  
freehand pictures, save and load pictures with full erase  
facility.

All in Hi-Res screen in any of 4 colours for the Dragon/  
Tandy, 8 colours for the Spectrum and Vic 20, and 16  
colours for the Commodore 64.

For educational or leisure use.

# TROJAN

Micro Computer Software & Accessories

Send cheque/P.O. to:

TROJAN PRODUCTS (CG7)

166, Derlwyn, Dunvant, Swansea SA2 7PF

Tel: (0792) 205491.

TRADE ENQUIRIES WELCOMED

captured with a  
of water that will tip  
unless you stand  
the way when you

tempt to find a document  
on the future of Computer  
Games hidden in the study  
of a fellow supreme Gamer

dow showing the suspects  
sitting in the scene if the  
crime with a cursor that  
can be moved over objects

short package holiday only  
to land in trouble. His ship  
has landed on the top of a  
ketchup bottle in a cafe

	RRP	OUR PRICE
Ghostbusters	9.95	7.50
Knights Lore	9.95	7.50
Underworld	9.95	7.50
Daley Thomp Decathlon	6.90	4.99
Matchday	7.95	5.90
Tapper	7.95	5.90
Moon Cresta	6.95	5.75
Spy Hunter	7.95	5.90
Everyone's a Wally	9.99	7.50
Gyron	9.95	7.50
Matchpoint	7.95	5.50
Technician Ted	5.95	4.45
Shadow Fire	9.95	7.50
Dark Star	7.95	5.90
Star Strike	5.95	4.45
Animated Strip Poker	6.95	5.50
Hunchback II	6.90	5.25
Tir Na Nog	9.95	7.50
Airwolf	6.95	5.50
Pyjamarama	6.95	5.50
Confuzion	6.95	5.50
Pole Position	7.99	6.70
Raid over Moscow	7.95	5.90
World Cup Football	6.95	5.30
The Fourth Protocol	12.95	9.99
Super Gran	9.95	7.50
Rock n Bolts	7.95	5.90
Congo Bongo	7.95	5.90
Project Future	6.95	5.20
Ram Turbo Interface	22.95	17.50
Manic Miner	5.95	3.50
J Bar Squash	7.95	5.90
Beachhead	7.95	5.90
Sabre Wulf	9.99	7.50
Lords of Midnight	9.95	7.50
Gremlins	9.95	7.50
Baba-Liba	7.95	5.90
Starion	7.95	5.90
Buck Rogers	7.95	5.90
Full Throttle	6.95	5.50
A View to Kill	10.99	8.99
Up and down	7.95	5.90
World Series Baseball	7.95	5.50
One on One	9.95	7.50
Eureka	14.95	7.50
American Football	9.99	7.99
Fantastic Voyage	6.95	5.50
Bruce Lee	7.95	5.90
Alien 8	9.95	7.50
Nick Faldo's Golf	9.99	7.50
Death Star Interceptor	7.95	5.90
Zaxxon	7.95	5.90
Fighter Pilot	7.95	5.90
Kong Strikes Back	6.95	4.99
Hobbit	14.95	8.99
Dun Darach	9.95	7.50
Night Gunner	6.95	4.99
Dragonator	7.95	5.90
Grand National	6.95	5.90

	RRP	OUR PRICE
Dummy Run	9.95	7.50
Chuckie Egg 2	6.95	5.75
Backgammon	6.95	4.99
Avalon	7.95	5.90
Rocky Horror Show	8.95	6.75
System 15000	9.99	7.99
Testmatch	6.95	4.99
Flight Simulation	7.95	5.50
Steve Davis Snooker	7.95	5.90
Street Hawk	6.95	5.25
Jet Set Willy II	6.95	5.25
Minder	9.99	7.50
Frankie goes to Hollywood	9.95	7.50
Super Gran Adventure	9.95	7.50
Daley Toms Supertest	6.95	5.25
Spy vs Spy	7.99	5.95
Kokotini Will	5.95	4.75
A view to kill	10.99	8.50

### \*\*\* AMSTRAD \*\*\*

	RRP	OUR PRICE
Super Pipeline II	8.95	6.95
Archon	11.95	9.99
Everyone's a Wally	9.95	7.50
Beach Head	9.95	7.50
Raid over Moscow	9.95	7.50
Daley Toms Supertest	8.95	6.75
Dun Darach	9.95	7.50
Combat Lynx	8.95	6.90
Fighter Pilot	8.95	6.90
Alien 8	9.95	7.50
Knight Lore	9.95	7.50
Ghostbusters	10.99	8.90
Street Hawks	8.95	6.75
Azimuth (head alignment)	8.95	6.90

### \*\*\* BBC \*\*\*

	RRP	OUR PRICE
Hampstead	9.95	7.50
Scrabble	12.95	10.50
Revs	14.95	10.95
Combat Lynx	8.95	7.25
Manic Miner	8.95	7.25
Elite (cass)	14.95	11.50
Alien 8	9.95	7.50
Knight Lore	9.95	7.50
Match Day	7.95	5.90

ALL PRICES P&P IN UK. EUROPE ADD 75p PER  
TAPE. ELSEWHERE AT COST. CHQ/P.O. TO:  
SHEKHANA COMPUTER SERVICES (DEPT CG)  
653 GREEN LANES, LONDON N8 0DY. (MAIL ORDER  
ADDRESS ONLY). TEL: 01-800 3156. S.A.E. FOR LIST.

	RRP	OUR PRICE
Elite	14.95	11.25
On Court Tennis	10.99	8.99
On Field Football	10.99	8.99
Star League Baseball	10.99	8.99
Strip Poker	9.95	7.50
Tir Na Nog	9.95	7.50
Twin Kingdom Valley	9.50	4.99
Beachhead	9.95	7.50
Solo Flight	14.95	11.20
Death Star Interceptor	9.95	7.50
Bruce Lee	9.95	7.50
Nato Commander	9.95	7.50
Spitfire Ace	9.95	7.50
Ghostbusters	10.99	8.40
Battle for Midway	9.95	7.50
Frankie goes to Hollywood	9.95	7.50
Daley Toms Supertest	7.95	5.90
Nick Faldo's Golf	9.99	7.50
Kokotini Will	6.95	5.20
Zaxxon	9.95	7.50
Summer Games	14.95	11.20
Quo Vadis	9.95	7.50
Sherlock	14.95	10.99
Dam Busters	9.95	7.50
Matchday	7.95	5.90
Raid over Moscow	9.95	7.50
Staff of Kamath	9.95	7.50
Blue Max	9.95	7.50
Tapper	9.95	7.50
Eureka	14.95	8.99
Int. Basketball	5.99	4.99
Jump Jet	9.95	7.50
Manic Miner	7.95	5.95
Daley Thomp Decathlon	7.95	5.90
Scrabble	12.95	10.99
Fighter Pilot	9.95	7.50
Pitstop II	10.95	8.25
Jet Set Willy II	8.95	6.75
Quasimodo	9.95	7.50
Dummy Run	9.95	7.50
Street Hawks	7.95	5.90
American Football	9.99	7.50
A View to Kill	10.99	8.99
Spy Hunter	9.99	7.50
World Series Baseball	7.95	5.90
Fistful of fun	9.95	7.50
Spitfire 40	9.99	7.50
Slap Shot	8.95	7.50
Web Dimension	10.99	8.99
Boulder Dash	8.95	7.25

	RRP	OUR PRICE
A view to kill	10.99	8.50
Airwolf	7.95	5.90
Hobbit	14.95	5.90
Kongs Revenge	7.90	5.90
Super Huey	11.95	9.99
Combat Lynx	8.95	6.99
Lords of Midnight	9.99	7.50
The Fourth Protocol	12.95	9.99
Shadowfire	9.95	7.50
Arabian Knights	7.00	5.25
Cad Cam Warrior	9.95	7.50
F15 Strike Eagle	14.95	11.20
Black Thunder	7.95	5.50
Archon	11.95	9.99
Impossible Mission	8.95	7.50
Castle of Terror	9.95	7.50
Hunchback II	7.90	5.90
Matchpoint	7.95	5.95
Raid on Bungling Bay	9.95	7.50
Cyphoid 9	9.95	7.50
Tim loves Cricket	8.95	7.50
System 15000	14.95	9.99
Internat. Football (ROM)	14.95	11.20
Colossus Chess	9.95	7.50
Gremlins	9.95	7.50
Jet Set Willy	7.95	5.90
The Boss	8.95	7.50
Super Gran	9.95	7.50
Everyone's a Wally	9.95	7.50
Roland Rat Race	7.95	5.95
Bounty Bob	9.99	7.50
Emtombbed	9.95	7.50
Cauldron	7.95	5.90
Azimuth (head alignment)	8.99	7.50
Choplifter	9.95	7.50
Hard Hat Mack	9.95	7.50

### \*\*\* COMMODORE 16/PLUS 4 \*\*\*


	RRP	OUR PRICE
C16/Plus 4		
Slippery Sid	6.95	5.90
Olympiad	6.95	5.25
Rig Attack	6.95	5.25
Lunar Docking	6.95	5.25
Las Vegas	6.95	5.25
Canoe Slalom	7.95	6.50
Super Gran	9.95	7.50
Super Gran adventure	7.95	5.25
Defence 16	6.95	5.90
Roller Kong	6.95	5.50

COME AND PICK UP YOUR SOFTWARE AT "MARBLE SHOPPING CENTRE, UNIT  
11-12, 527-531 OXFORD STREET, LONDON W1R 1DD (1 MINUTE FROM MARBLE  
ARCH TUBE STN)

FURTHER TITLES AND OFFERS AVAILABLE AT OUR SHOP WHICH IS OPEN 7  
DAYS A WEEK FROM 10.AM — 19.00.  
ABOVE DISCOUNTS APPLICABLE ON PRODUCTION OF THIS ADVERT AT OUR  
SHOP.



# COMPETITION



The prize — an Enterprise 64

# RESULTS

joined. To get round this, I developed the following method. Having decided on

serious, one not very serious at all. Guide to Adventure

Castle Roogna. Piers Anthony has one of the most fertile imaginations I have come across and his books

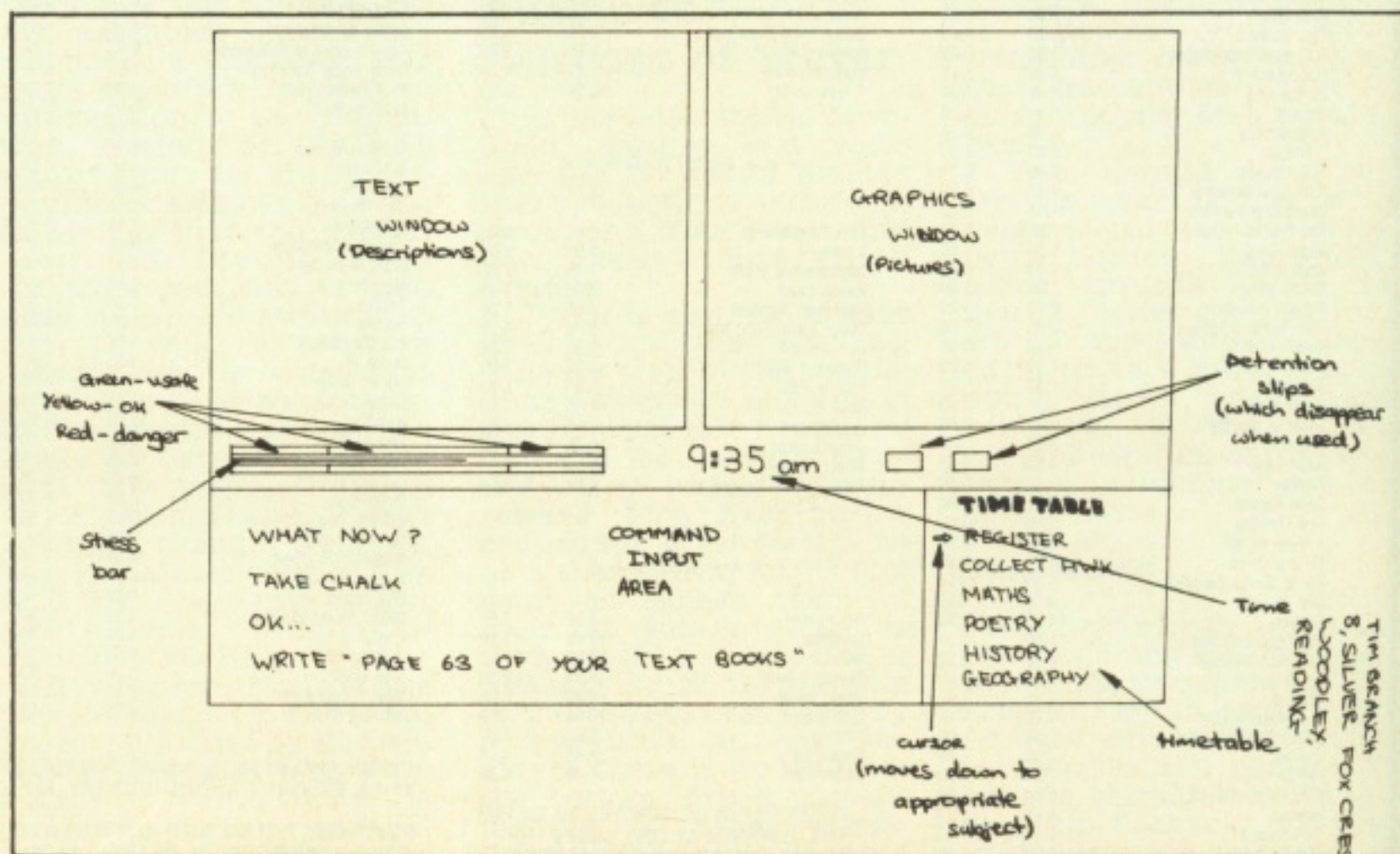
that, when drunk causes you to fall hopelessly in love with the creature of the opposi

**Did you win a prize in our competition to design a one location adventure? Find out as we present the winners.**

The first Transmission of Computer Gamer set the interesting problem of designing an adventure game that would be played within one location. As an incentive an Enterprise 64 was offered as a prize.

Soon the Gamer offices were flooded in entries in which players fought wizards, snakes, demons and even school girls brandishing hockey sticks. During these exploits the players took on the guises of brave heroes, husbands held to ransom (by their wives), the Editor of Computer Gamer, and even the soul of a person wrongly sent to hell who then had to lie and kill his way to heaven!

Eventually a shortlist was selected and a winner chosen. He is Tim Branch a 14 year old schoolboy from Reading who is now the proud owner of an Enterprise 64.



The winner — April Fool by Tim Branch. The games screen display.



His winning adventure was set in a classroom (hopefully not his own), it is 9am on April 1st. You play the poor Teacher who has to survive till noon, the traditional end of April Fool's Day, without having a nervous breakdown.

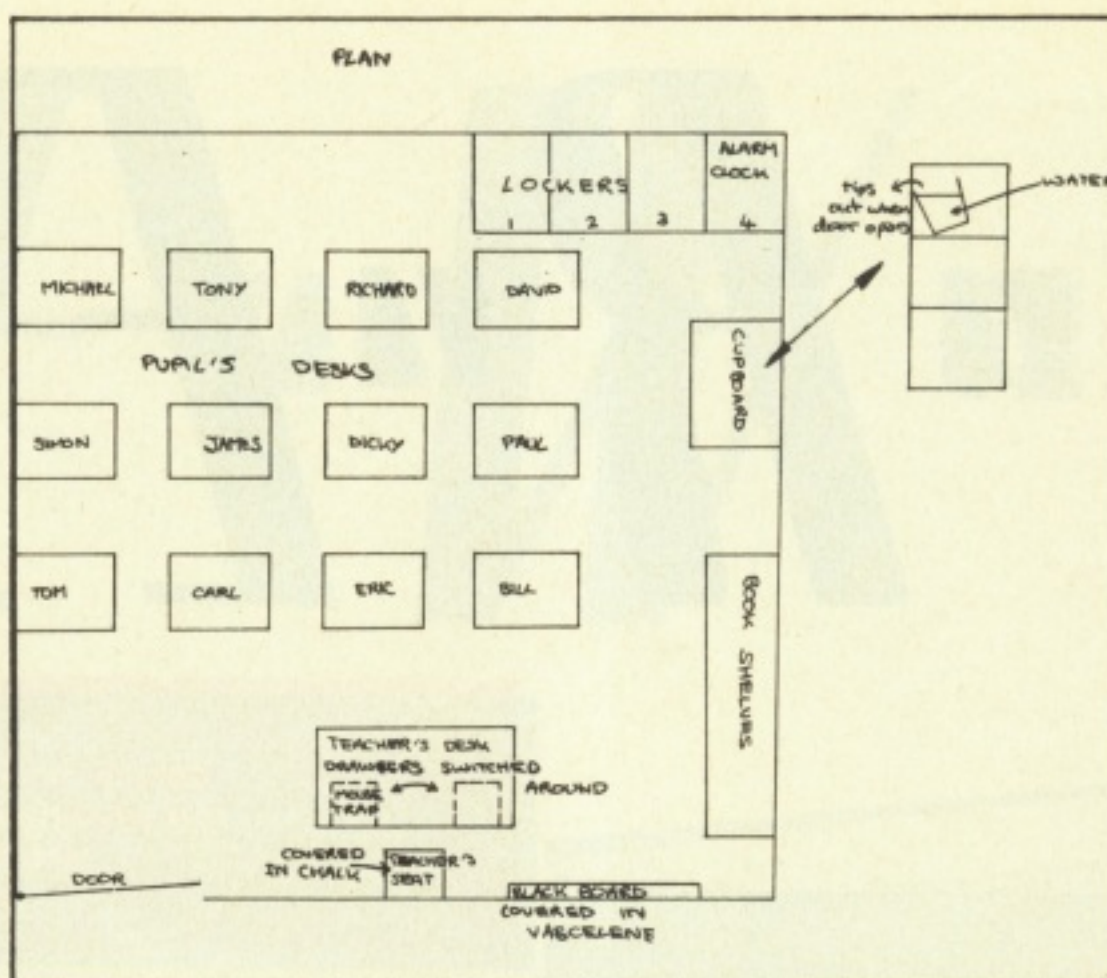
Your stress level is measured by a bar on the screen display which increases whenever you are caught by or 'fall for' an April fool prank.

It is possible to lower your stress level by getting things done, such as taking the register or collecting in homework. The first diagram shows an example of the screen layout including separate text, graphics and command windows along with a timetable that should be worked through if you are to survive the morning.

Also displayed are the stress bar, the time and the number of detention slips that you have left. Unfortunately you can't leave the room to get any more or the kids will jump at the chance to set up some more practical jokes.

The second diagram shows the layout of the classroom along with some of the jokes. These include chalk on your chair which you can avoid by examining chair or your stress level will rise. Other pranks include a vaseline covered blackboard, a mousetrap in your drawer and a booby-trapped cupboard with a bucket of water that will tip on you unless you stand out of the way when you open it.

The runners-up in the competition were Mr. D. A.



The plan of the classroom in April Fool.

Smith from Droitwich, Worcester, Robert Blacknell from Essex, Chris Moore from Dartmouth and Sam Ayres from Northampton. Mr Smith chose a railway carriage for the setting of his adventure in which you played a British agent who had to retrieve a codebook from Soviet spys onboard a train to Holyhead.

In Tragon's Study by Robert Blacknell you played Eecaan in his attempt to find a document on the future of Computer Games hidden in the study of a fellow supreme Gamer. Throughout the adventure you are aided by a droid called Cluebot whose help

you certainly need as the puzzles were set by someone with an IQ of over 900.


Murder most foul is the subject of Chris Moore's 'Murder at the Manor' where you play Inspector who must solve a classic murder mystery.

The judges were particularly impressed with the way Chris would implement the game on the computer's screen. The display contains a graphics window showing the suspects sitting in the scene if the crime with a cursor that can be moved over objects that you wish to examine or take etc. These command options are selected from a Macintosh style pull down menu and effect whatever is under the cursor. For example if you wanted to accuse someone then you move the cursor over that character then select ACCUSE from the command bar. The screen is completed by a text screen and a zoom/examine screen which displays closeups of any objects examined.


The final winner is a complete contrast and was sent in by 12 year old Sam Ayres. It tells the story of a Splodget who has travelled to Earth from Cuboid on a short package holiday only to land in trouble. His ship has landed on the top of a ketchup bottle in a cafe north of Watford Gap. To complete the adventure he must retrieve a screw to mend is craft while navigating dangers such as a spider and a truck driver who will soon reach for the sauce bottle destroying the Splodget's ship.

Congratulations to the winners and better luck next time to all the other entrants. Keep watching these pages for more exciting competitions to win fantastic prizes.

### Robert Blacknell's Tragon's Study.



### A Splodget on a sauce bottle by Sam Ayres.



# 51












# "R" "E" "V"

Here is a guide to the symbols used to illustrate the game reviews.

## Eecaans Star Guide

- Black Hole —  This should be avoided at all costs as anything that gets too close to it is immediately sucked into the vacuum. A game given this description is totally void of any interesting features.
- White Dwarf —  This is a small dying star that is now far from it's best. Any similar games may lack lasting appeal.
- Bright Star —  Like you sun, games given this description will be bright and interesting and will support intelligent life.
- Red Giant —  Brighter than a bright star such a game will have an outstanding feature or game system.
- Nova —  If you see a game with a Nova rating you should immediately rush out and buy it. Novas are bright and spectacular and can influence neighbouring planets.
- Supernova —  This is the ultimate in stellar systems for this incredible explosion of a star can effect entire galaxies. If a supernova game runs on a computer that you don't have then buy the machine and then buy the game!
- Nebula —  Although at first nebulae look bright and interesting they are in fact constructed totally from hot gasses. Beware of any game carrying this symbol as you will probably find it disappointing.

## Planet ratings

Planet ratings are marks out of five for specific areas of a game. These include Originality, graphics, use of machine and value for money.

**Originality** — How original is the game? Is it a completely new idea or is it the 83rd version of Pac-man.

**Graphics** — Do the Graphics amaze your friends or send them to sleep.

**Use of machine** — does the game push the machines hardware to the limits or was it written in three lines of Basic.

**Value for money** — Is it daylight robbery or a steal?

## Game symbols.

These symbols indicate which category the game belongs in. It is however possible for a game to be in more than one group in which case more than one symbol will appear by the review.

- Adventure 
- Action 
- Simulation 
- Strategy 
- Sports 
- Wargame. 
- Number of players minimum/maximum 
- Joysticks required/optional. 



I think you could justifiably criticise Hill MacGibbon for the blurb they put on the cover of this software and book combination. They say that the cassette includes four arcade games (which are on side one of the tape) as well as an arcade adventure game (on side two). But, when you load side one of the tape, there is only one program on there, not four. So what you are really getting is a single game with four screens. I suppose I'm being a bit picky, but on the other hand, I don't think anyone would describe JSW as being sixty separate games just because it has more than sixty screens, so I do think that Hill MacGibbon are being misleading by describing side one of the tape as four separate games.

I wouldn't mind so much, but these four 'games' are all very primitive, being just one step above space invaders. Each game is based upon a character from the book (Mike Teavee, Augustus Gloop and co.), and apart from the Augustus Gloop screen, they are all standard collect-the-object-avoid-the-monster games, with small, flickery graphics.





You are supposed to finish all four of these, and collect a code which will allow you to enter the 'Incredible 43 room Arcade Adventure', but frankly I found them all so boring and unaddictive that I gave up and played the game on side two by using the cheat


mode. This cheat mode is a good idea, giving you infinite lives, but not allowing you to finish the game completely. If only the game itself were as good. Unfortunately, it's just the usual platform and ladders formula — again with fairly poor graphics. It's not a bad platform game actually, and with better graphics would probably make a good budget game, but for £9.95 it's lousy value, even with the book and the four screen on side one, thrown in.

What's more, I thought that the term 'adventure' implied that a game involves some manipulation of objects as well as just good timing and reflexes (which are arcade skills), in which case calling the game an arcade-adventure is also a bit misleading. I suspect that Hill MacGibbon's marketing men have picked up a bit of software jargon and gone overboard using it in their claims for this package.

I don't want to be totally negative about this package (honest!), and I do think that attracting children to books via computer games is a good idea, but it has to be done properly (the way that Melbourne House did the Hobbit, for instance), and frankly, the software in this package just doesn't do justice to the book.

## PLANET RATINGS

Originality   
Graphics   
Use of machine   
Value for money 

STAR RATING   
White Dwarf



# "E" "W" "S"

**Title:** Chicken Chase  
**Computer:** Commodore 64  
**Supplier:** Firebird  
**Price:** £2.50



Pardon my Franglais mais Sacre Blue! C'est une piece de French software avec un touch of ooh-la-la. Je ne think pas je can cope.

L'action takes place dans la henhouse ou nous find le cockerel avec l'amour on his mind. L'inner sanctum avec une heart sur la porte est where le real fun et games takes place. C'est where Madame Hen waits for le Monsieur's attention. Ce part de la game est 'idden from view, et quite droite too!

Après la visite du Monsieur, la hen emerges et climbs sur les platforms to lay un oeuf from which un oeufspring will be 'atched.


Aux meantime, les various creatures entre dans le henhouse intende

on eating les oeufs. C'est le job de la cockerel to chase les interlopers away — un sorte de chicken chasseur.

If le cockerel ne defends pas l'oeuf avec success then la hen frappe him sur la tete avec un rolling pin.

When vous n'est chasing les beasts, vous must mange corn et l'odd worm qui crops up to maintain votre strength. Vous must also pay l'occasional visite to la place d'amour for to make more oeufs. If vous ne them make pas et l'oeuf 'atches, then le chick marche to la porte and rings la bell. Then la hen will make avec l'aggro about la tete again.

Anyone qui thinks that un cockerel's list est tres comfy has un autre think coming. L'arrival des creatures (hedgehogs, rats, stoats et les tres fast snakes) est tres frequent et



vous will 'ave votre job Cut out to keep les oeufs safe.

Les graphiques est un peu blocky et not quite what nous are accostomed to mais le game n'est pas le demi bad though l'appel may wane.

JG

#### PLANET RATINGS

Originality  
Graphics  
Use of machine  
Value for money



STAR RATING  
White Dwarf



**Title:** Frankenstein 2000  
**Computer:** Spectrum 48K  
**Supplier:** Icon  
**Price:** £7.95



Frankenstein 2000 is a mildly enjoyable dodge/zap/collect game, set inside the body of the Frankenstein monster. Riding inside your miniaturised submarine you visit various parts of his body in order to reactivate the slumbering hulk.

Each location presents a fairly familiar task — for instance, when you are in the trachea you must avoid hordes of frogs travelling

up the screen (trachea = throat, frogs in throat, gettit? Actually, it took me a while to get that joke.)

In other locations you must avoid objects such as cigarette packets and Carbon Dioxide sprays in the lungs, and certain greasy objects in the stomach.

The graphics are ok, but not particularly wonderful, a verdict which I feel applies to the game as a whole. I found that each screen presented a small challenge, but that after a couple of tries they all became fairly routine.

One aspect of the game's design that became a bit boring was that the sequence of locations is fixed. You can't visit them in any order, as you could in, say, JSW, so after a few games I became thoroughly bored with having to navigate the same locations over and over again. After spending a while getting a fair way into the game, I just couldn't be bothered to keep on going back to the start just so that I could work my way back to where I had got to in the previous game.

Apart from that one criticism of the game's design, I can't honestly say that I have a particularly strong opinion about the game one way or the other. It's just rather undistinguished, neither very good nor very bad.

C.J.

#### PLANET RATINGS

Originality  
Graphics  
Use of machine  
Value for money



STAR RATING  
White Dwarf





**Title:** Entombed  
**Computer:** Commodore 64  
**Supplier:** Ultimate  
**Price:** £9.95



Ultimate have a name for producing games of very high quality and great originality. Entombed should have been another one of these, it has all the right ingredients but somehow they don't add up to a good game.

The story goes that you,

Sir Arthur Pendragon have discovered the Eye of Osiris, an ancient Egyptian magical relic. However whilst in the process of exploring the Temple you have become trapped and you must now find your way out. To aid you in this quest there are two objects to be found, a magical whip (shades of Indiana Jones) and an electric torch. The whip can be used to dispose of the mummies, cats, bees and flies that constantly assail

you whilst you wander around the corridors. The torch is used to illuminate parts of dark rooms other torches cannot reach!

The whip makes a great crack sound when used and another good feature is that the torch beam must be directed around the room like a searchlight.

Just to confuse the issue are the Crows that fly around from time to time that sometimes carry Ankh sym-

bols with them. If you know that Osiris, the Egyptian god was part crow and also that an Ankh is the symbol of life then you will work out that by jumping up and touching the crows you gain extra life. If however you are ignorant of these facts then you are stuck!

Life is not arranged in the standard way of having a fixed number of lives and each time you die returning to the beginning. Rather it is arrang-

**Title:** The Rocky Horror Show  
**Computer:** Spectrum, C64  
**Supplier:** CRL  
**Price:** £8.95



The Rocky Horror show was a peculiar musical and film, now its a very odd game.

In it you play either Brad or Janet, as you try and rescue the other from the clutches of the evil Dr Frank, n, Furter whose medusa machine has turned your partner to stone.

Unfortunately, the De-medusa machine, has been dismantled and scattered throughout some rather strange rooms. Your task is therefore to assemble the pieces, free your loved one and escape the mad Doctors castle.

However you will have to cope with the castles strange inhabitants as you pursue your quest. These include Riff-Raff a manic depressive butler, Magenta the maid, Columbia a groupie, Rocky Horror — one of Frankie's creations and Eddie.

Eddie is a failed experiment who is kept frozen in the freezer. Unfortunately he frequently thaws out when he charges round the castle on a motorbike. If your in the way and he



**54**



ed that you have a life force that is diminished each time a nasty collides with you. This force can be supplimented by fooling with the crows as I said but you still die pretty quickly if caught in a blind alley without the whip.

After a spot of aimless wandering you will usually stumble upon a doorway, through which the magical whip lies. Obtaining the whip is not easy though because

as you enter a large number of rolling balls are released which you must dodge.

The graphics are what you would expect from Ultimate, that is, excellent and the sound isn't bad either. With all this said I must return to my opening statement and say that I found this game very, very boring indeed especially in the early (pre whip) stages when the game consists of wandering

though passages being slowly smegged!



J.D.

## PLANET RATINGS

Originality  
Graphics  
Use of machine  
Value for money



STAR RATING  
Nebula



runs you down, you lose your only life. Consequently, at least a part of your strategy should be to keep returning to the freezer to reactivate it to keep Eddie under control. Although Eddie and Riff-Raff can kill you (with a raygun) the real pain is Columbia. She mistakes you for her idol Eddie and tears your clothes off. This leaves you helpless until you manage to find them again, where she's lying in wait again.

The graphics of the games rooms are excellent and there's surprisingly little difference between the two versions except of course the Spectrum lacks the 64's excellent music.

My only criticism is that the animation of the characters is a little stiff but that doesn't alter the fact that it is a very odd and even sick game — but great fun to play.

T.H.

## PLANET RATINGS

Originality  
Graphics  
Use of machine  
Value for money



STAR RATING  
Bright Star





**Title:** Quasimodo  
**Computer:** Commodore 64  
**Supplier:** US Gold / Synsoft  
**Price:** £9.95




Quasimodo, that loveable hunchback with a passion for bells, is having another swinging time in the belfry. His problem this time is that the King's soldiers hold him responsible for the missing crown jewels. Although he didn't take them, he knows where they are and he can only prove his innocence by putting them back in their cases.

At first Quasimodo must fend off the soldiers scaling the walls by throwing rocks at them, all the time, taking care not to be caught in the hail of arrows.

Success at this stage allows Quasi to gain the first jewel and descend to return it to the jewel cases.

The next jewel is not so easy to reach and its recovery involves swinging from bell-rope to bell-rope



on a long upward climb. All the time the bats, awakened by the bells, fly to and fro. If Quasi is hit by a bat he will fall to his death unless he is hanging onto a bell-rope.

Each rope has to be set swinging and jumped from, at a fairly precise point on

its length, if the next rope is to be grasped. The animation, which is otherwise excellent, is a little disappointing when Quasi falls, but hopefully it will not be suffered too many times.

After the recovery of the jewel the climb down is just as torturous and there are

more of those wretched wall-scaling soldiers to overcome, will they never learn?

The third jewel lies at the topmost point of the battlements. Windows open and close as soldiers take pot shots at Quasi and near the top, still more soldiers rain down boulders on his head.

So the game continues, the next jewel is not so difficult to recover but the bats are more numerous and the soldiers efforts to scale the wall become more energetic.

Another excellent addition to the US Gold label, I have a hunch that it will ring the bells on tills up and down the country.

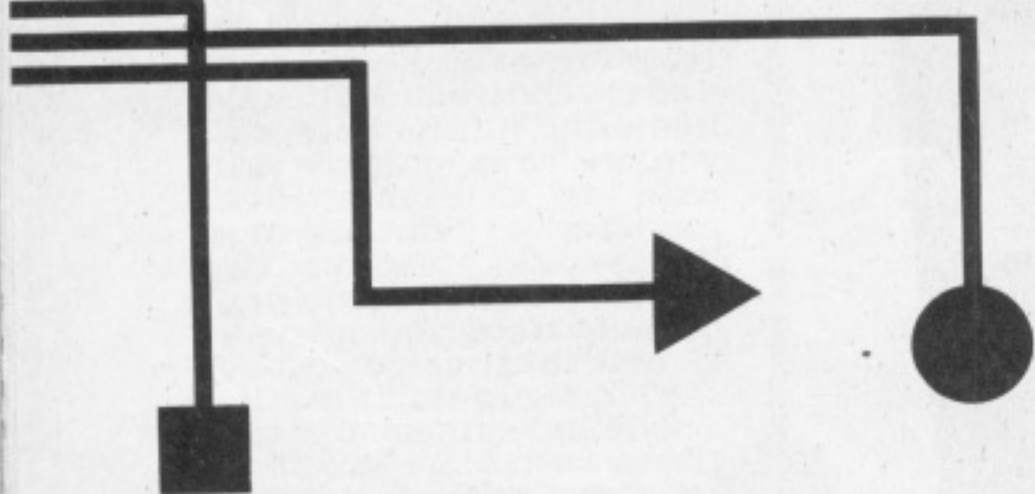
JG

#### PLANET RATINGS

Originality  
 Graphics  
 Use of machine  
 Value for money



STAR RATING  
 Nova



**Title:** Knight Lore  
**Computer:** BBC B & Amstrad  
**Supplier:** Ultimate  
**Price:** £9.95



'Knight Lore' is one of those games which had achieved cult status on the Spectrum computer last year, when it was released by Ultimate.

Now with the revamped company is converting their older Spectrum listings onto the BBC

Micros & Amstrad. Knight Lore is an excellent game, perhaps the best in its genre.

The story centres around an adventurer cursed with the terrible malady of Lycanthropism, that is turning into a Werewolf at night, and resuming his human characteristics in the day. In order to rid himself of this curse, he must first find the Wizard's room including Wizard pacing around the room and cauldron bubbling away, emitting eerie messages in the form of ingredients for the Werewolf cure. Your task is to find the various 'treasures' which make up his cure.

Unfortunately, there are tasks within the adventure,

involving walking in and around, over and under some of the most surreal obstacles I have ever met in a computer game.

For instance, very early on in the game, you have to take a treasure, surrounded by spiky balls (looking like the old world war 2 sea mines), as soon as the treasure is taken (a maximum of three at any time), then the balls start descending, normally landing on you!

Other characters, intent on stopping you reach your quest are Ghosts, Statues (looking like Rats with fangs!) and bouncing balls. VERY stupid guards, on patrol duty, and animated cubes, all very weird!

Possibly the most annoying of all the characters, is a force field, which pushes you into the nearest spike/ball/opponent, and thus depletes one of your four lives. There are in total seven ingredients, and some dummy treasures, although these can be used to jump over obstacles.

As an adventurer, you can enter most rooms, including the Wizard's rooms and, the 'force field' room without being harmed. However as a Werewolf, you are immediately attacked by the force in the cauldron, and some of the spiky balls come down faster and the bouncing balls home in on you, but you do have the advantage of being able to jump much

longer distances, so the spiked floors are less of a hazard.

In comparison to the original version of the Spectrum, 'Knights Lore' is a well implemented game, it uses only two colours on the beeb and three on the Amstrad but the individual characters are well detailed, and move around smoothly.

The 'three dimensional graphics' are very good, giving an added feeling of space and room in the game, the boundaries of the castle in which you are exploring, are obviously ageing and falling apart, and the sound effects are good, if a little undemanding.

Knight Lore, is one of those games, which find the right balance, pulling together excellent graphics, a good story and a character; I must admit to being a Lycanthrophile (lover of Wolves) myself and the Werewolf is very good, especially when he goes 'flippo' between transformations!

A good game and highly recommended...

C.G., J.D.

#### PLANET RATINGS

Originality  
 Graphics  
 Use of machine  
 Value for money



STAR RATING  
 Nova



56



**Title:** Super Pipeline II  
**Computer:** Amstrad  
**Supplier:** Taskset  
**Price:** £8.90



Oh dear, what have Taskset done now? I remember Taskset as being a particularly refreshing software house that produced great and original software for the Commodore 64.

Super Pipeline for the C64 was great. Super Pipeline II for the C64 was also quite good, though it was only a variation on Super Pipeline, however Super Pipeline II for the Amstrad is no where near Taskset's usual standards.

The game play remains similar to the Commodore version, but it is the graphics that let the whole thing down. The Amstrad has marginally inferior stationary graphics to the C64 and of course no sprites. To get the movement right you have to move around chunks of the stationary graphics screen to produce the right movement effect. On some Amstrad games this has been done very well indeed, but it is the Taskset moving graphics that let down Super Pipeline II.


The main problem is when the moving characters collide with the background — they disappear! This can be quite a problem as a lot of the action revolves around ducking in and out of the pipes

to fix leaks and shoot nasties. This gets very difficult when you start to collide with nasties that you can't even see because you're behind the pipe.

This aside (though you can't really thrust it aside that easily) there is a lot less wrong with it than most games purely because the gameplay is so good. The idea behind the game is that you are Foreman Fred in charge of a workman keeping a set of water pipes in good shape. The water flows through the pipe and down into a set of barrels at the bottom of the screen.

All is not that simple though (is it ever?), various

"R" "F" "V" "I" "E" "W" "S"



types of nasties are running around trying to kill you and are drilling holes in the pipes letting the water out. You must take your workman down to the hole and have him repair it. You are also armed with a sort of laser pistol that can eliminate most of the types of nasties.

Between screens you are treated to an 'interlude' of animated graphics which are really quite good — look out for the C5. Each screen has a different pattern to it, and the number of barrels gradually increase. The different patterns of pipes present a different tactical problem for the pipes' defence.

As I mentioned before the graphics leave something to be desired, but that may not deter some people as much as it did me. The game play is quite good. Usually it's a case of 'nice graphics, shame about the game' this time though it's a nice game shame about the graphics.

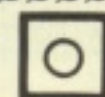
MR

#### PLANET RATINGS

Originality  
 Graphics  
 Use of machine  
 Value for money



STAR RATING  
 Bright Star



**Title:** Chopper  
**Computer:** Commodore 64  
**Supplier:** Sparklers  
**Price:** £2.50



As a helicopter pilot your task is to destroy the enemy power plant. To do this you must complete three screens interspersed with refuelling screens.

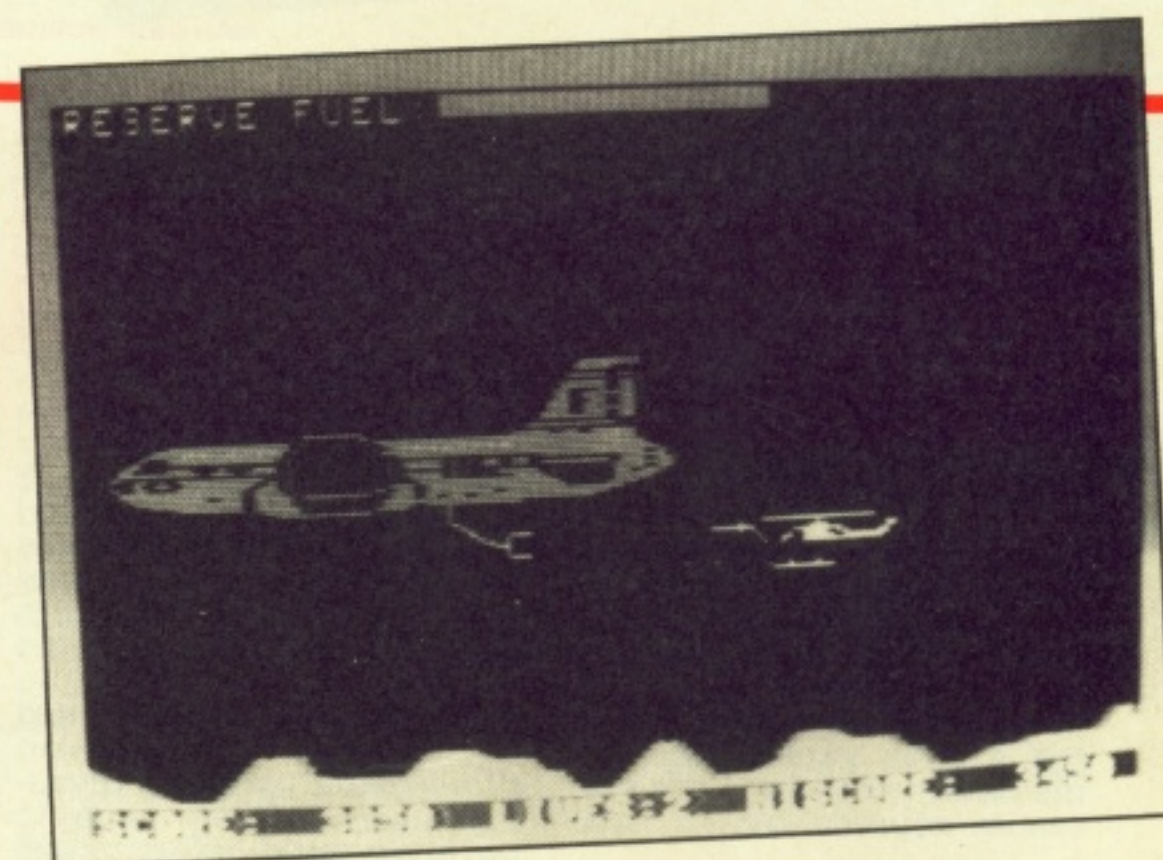
On the first screen your chopper appears on the right of the screen. You must dodge up and down to avoid oncoming choppers, firing as they fire back. Occasionally, a jet plane or a large chopper flies across the screen.

After a time limit has expired you must guide your helicopter to refuel with a plane.

Next you are on the right of the screen facing oncoming balloons, airships and geese with no weapons to hand. You must dodge up and (yawn) down the screen to avoid collision.

After a (yawn) time limit you must refuel again.

The final screen is the power plant which has three locks hidden deep in the mountainside. By dodging the non-destructable, non-firing guardian choppers you can shoot out the



locks and gain access to the power plant. That is assuming a third helicopter doesn't get you first.

Sounds uninspiring? It is, a Sparkler without sparkle. Chopper round for something else. (ZZZZzzzz)

JG

#### PLANET RATINGS

Originality  
 Graphics  
 Use of machine  
 Value for money



STAR RATING  
 Black Hole





**Title:** Arabian Nights  
**Computer:** Spectrum 48K  
**Supplier:** Interceptor Micros  
**Price:** £7.95



This started off quite well, but soon became a bit boring because it's one of those games where all the screens follow each other in a fixed sequence, so that in order to master each new screen, you have to go through all the earlier screens time and time again. And, though I enjoyed playing the first few screens I just got so fed up with constantly having to go through them just to try and see the next screen that it soon stopped being fun.

In some of the screens you have to collect letters in the correct order to spell the word 'Arabian', whilst on others it's just a matter of surviving as you row a boat, or fly on a magic carpet and try to avoid the nasties chucked at you.

Some of the things that you have to avoid, such as an eagle or some spirits, have fixed patterns of movement, so that avoiding them simply becomes a matter of committing those patterns to memory, which makes some of the screens





(such as the very first, Sinbad's Ship) a bit dull and repetitive once you've mastered them.


The graphics actually look a bit dated and some of the screens remind me of the old Imagine game, 'The Alchemist', though the sprites in 'Arabian Nights' look a bit smaller than in 'Alchemist'. I also think that the collision detection was a bit suspect on occasions, though mainly on the first screen, where I got killed a number of times by an eagle that looked like it was still a few pixels away.

Given an infinite lives POKE, so that you wouldn't keep having to go back to the beginning and retrace your steps, this would probably be quite an enjoyable game, but as it is, that constant trek through the early screens was too repetitive for me.

**C.J.**

#### PLANET RATINGS

Originality   
 Graphics   
 Use of machine   
 Value for money 

STAR RATING  
 White Dwarf 

**Title:** Komplex  
**Computer:** Spectrum  
**Supplier:** Legend  
**Price:** £9.95



In Komplex you play the part of a ship commander on one of the strangest planets ever devised. The idea is to progress through the various different levels of the planet that is Komplex. Opposing you in this task are various denisons of the planet such as monitors, wardens and the millions of surface lazars.





The screen display is of a window looking out onto the planet. At the bottom of the screen is a large bar chart that shows the levels of all the defensive shields that your craft is equipped with. In the centre of the screen is the all important lazer which is used to blast the monitors and wardens into little bits should they be so foolish as to wander into your sights. Another feature of the planet are the motion detectors and also loads of black slabs (a la 2010). If you fly over a motion detector or into a black slab this sets off an alarm and even more of the wardens and monitors begin to assail you!


As the game is called 'Komplex' it could not be as simple as this — it isn't. There is a central control computer that can only be destroyed after the letters K O M P L E X have all been found, there is docking procedure and for some unknown reason, if you let the dust from the monitors that you have just blasted settle, then your shield strenght increases!

Also included in the Komplex editor, this is, Legend claim a collection of all the pokes that people would have thought up anyway! Thus this allows you to switch off all the nasties and various other useless things. Graphics are good, sound as good and can be expected from a Spectrum, but the game itself lacks any lasting appeal. The pictures are all very nice but it just doesn't add up to a good game.

**JD**

#### PLANET RATINGS

Originality   
 Graphics   
 Use of machine   
 Value for money 

STAR RATING  
 White Dwarf 

**Title:** Hyper Sports  
**Computer:** Spectrum  
**Supplier:** Imagine  
**Price:** £7.95



Hyper Sports is the first of the Konami arcade machines to be licensed by Ocean under the Imagine label (see news).

Anybody who has played the arcade game will immediately recognise the six events represented in this

version. They are swimming, skeet shoot, horse jump, archery, triple jump and weight lifting. The pole vault has had to be omitted from the computer versions because of memory constraints however this doesn't detract from the game.

Each event is performed in the standard "Decathlon" style by pressing user defined keys to build up speed before pressing another to jump or breathe in the swimming.

Correct breathing is essential for a good time in the swimming event for taking a breath underwater can have predictable effects.

If you finish within the set time you qualify for the

next event.

This is true of all events and is my only criticism of the game. The fact that you have to perfect one event before you even get a chance in the next one. Obviously this is true in the original arcade game where they want the maximum games, and therefore 10p's in a day, but it would have been sporting to allow home users to practice individual events.

The games graphics are excellent, a lot better than in Daley's Deacathlon, with faultless scrolling and no smudging of colours. This I understand is due to a new technique Ocean have developed where they can get 4 colours into one attribute square where only 2 are normally feasible.





I was delighted to see that they found room to include all the extra little features that make a game so much more enjoyable. Such as the man winking after he has achieved a


perfect score in the skeet shoot and the weightlifters knees wobbling as he struggles to lift the bar. This is probably why the programmers were only left with 2 spare bytes.

The only question is, where does it leave Daley Thompsons Supertest? This is Ocean's own sequel to Daley's Decathlon and features events that are covered by this and Durrel's Brian Jack's Superstar challenge. Development of it was well on its way when the Konami deal was signed. Either way it will do well if it matches the quality of Hyper Sports which is destined for number one.

**T.H.**

#### PLANET RATINGS

Originality   
 Graphics   
 Use of machine   
 Value for money 

STAR RATING  
 Nova 

**58**



**Title:** Dangermouse in Double Trouble  
**Computer:** Amstrad  
**Supplier:** Creative Sparks  
**Price:** £7.95



There have been a lot of criticisms of 'spin-off' games, ie games that use characters or events from other media. The original complaints were that the game play would suffer merely to keep within the bounds of the story.

Luckily with games like Ghost Busters, and The Fourth Protocol, this has not happened, but with Dangermouse I'm afraid that all the worst fears were realised.

Dangermouse is one of the most appalling games that I have ever seen. It comes in three sections or episodes. In part one DM is flying his aerocar toward a jungle. Towards him are flying various robots, in earlier levels all you have to do is line yourself up with the nasty and it is shot down automatically! (yawn). However in later levels it gets a bit harder as you need to select which nasty it is that you are going to shoot on another screen at the bottom of the main display. This bit is very easy.

On the second level you have to jump across a pond

on the back of an alligator a la Pitfall. Then jump over a puma type creature, or for bonus points he can run to the top of a tree and do a Tarzan call and scare the animals away.

In the third level (great graphics shame about the etc. etc.) you have to press buttons according to colours and which ones the Baron is pointing to, during this time Penfold is running around being chased by Nero and will mess up DM if he doesn't jump.

Then it's back to the beginning again. Overall this is a very tedious and boring game. The graphics are quite pretty and on the highest level it does give some challenge, but the game play is still extremely boring. Considering the subject matter it is probably aimed at a young (less than 12) market, but even so I know a lot of very young players that would find it as boring as I did.

M.R.

#### PLANET RATINGS

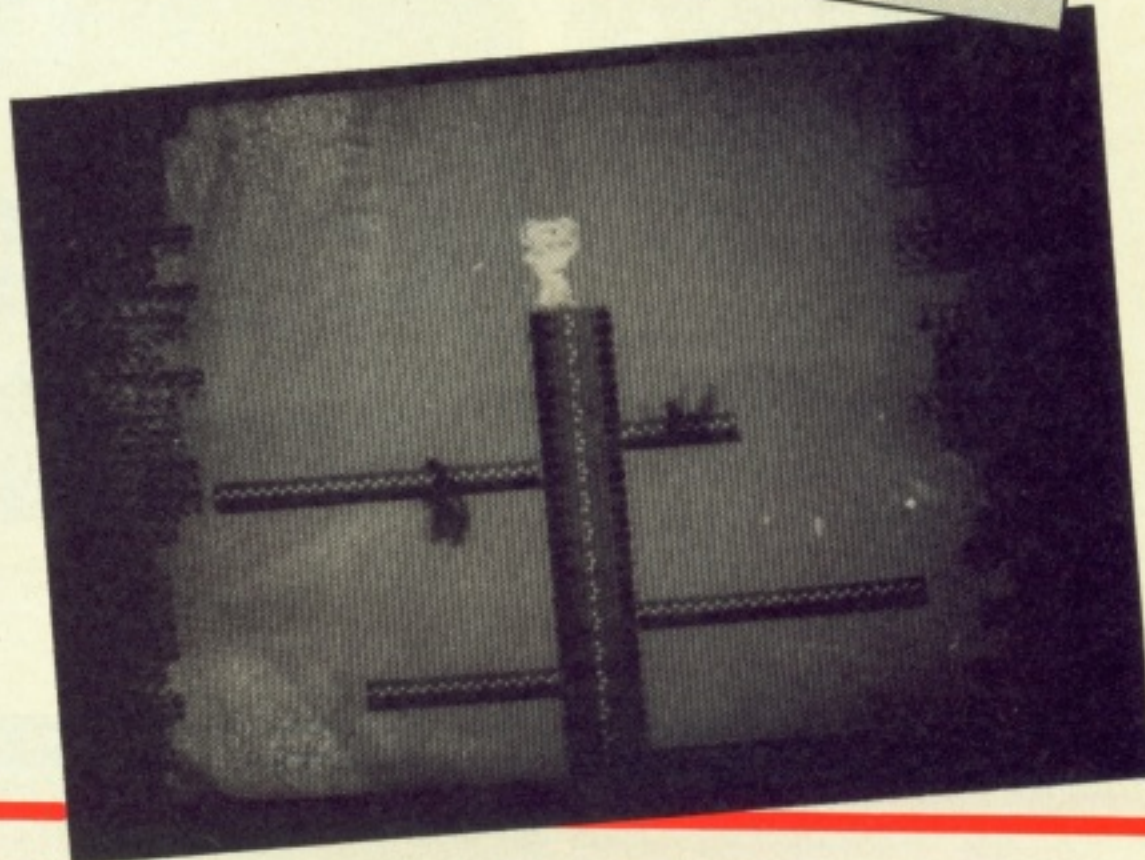
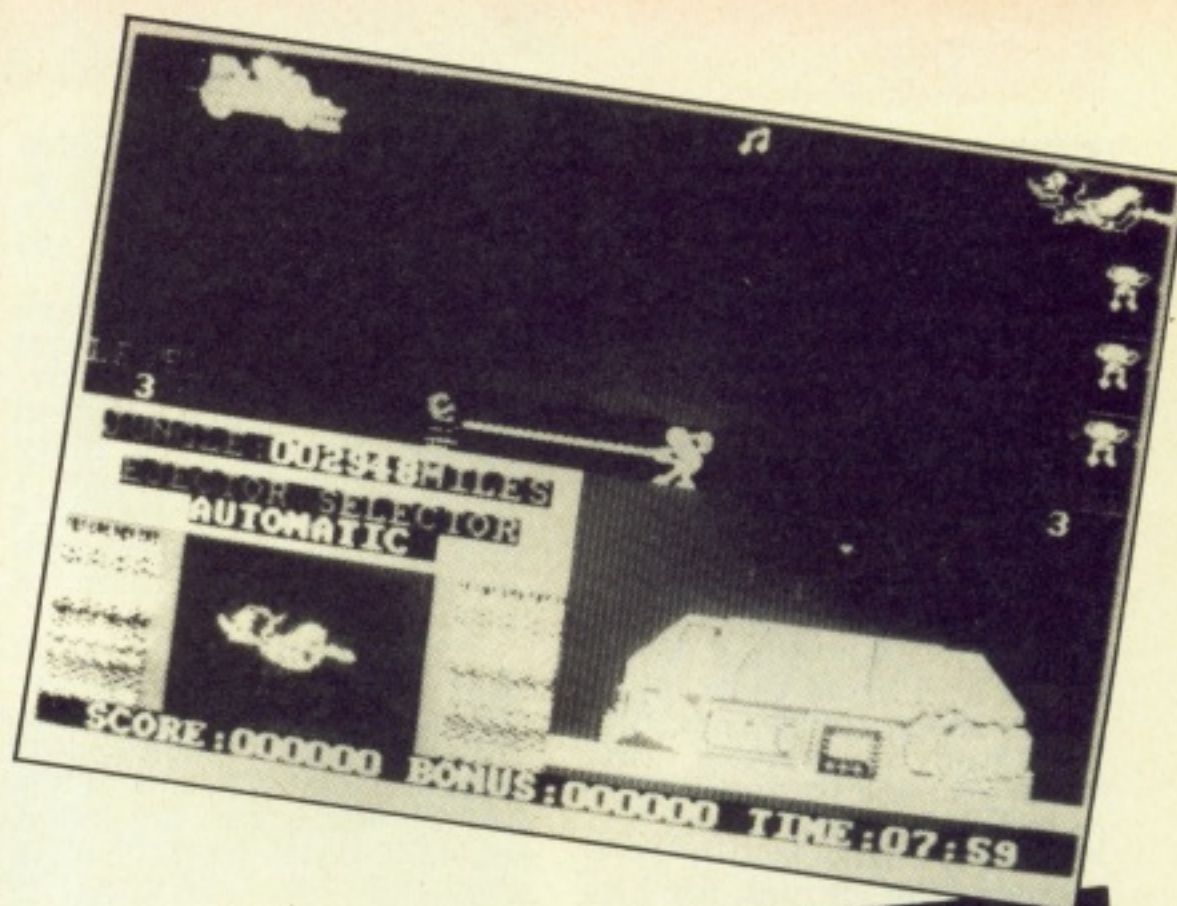
Originality  
 Graphics  
 Use of machine  
 Value for money



STAR RATING  
 Nebula



## "R" "E" "V" "I" "E" "W" "S"



**Title:** Tapper  
**Computer:** Spectrum 48K  
**Supplier:** U.S. Gold  
**Price:** £7.95



My arcade weary brain wasn't really looking forward to reviewing yet another 'official' version of yet another arcade 'classic', but I have to admit that Tapper won me over. This is the first arcade game that I've played for quite a while that had me up until after midnight trying to beat my own high score.

You take the part of a barman who has to ensure that all the customers in his bar are served with drinks, and, at the same

time collect all the empties that they send back.

The screen layout consists of four long bars along which the customers progress in their search for booze. If they reach the end of the bar, then your bartender is flung bodily along the bar (just like a Clint Eastwood western) and loses a life. Pressing the 'fire' button sends a drink to the nearest customer and sends him or her back to the far end of the bar, but if you send too many drinks they'll go shooting off the bar and smash, losing you another life. The same happens if you fail to collect any of the empty glasses flung back at you.

Like a lot of the best games it's really quite simple to play, but hard to master. At first, you only have a few drinkers to cope with, but, as you progress, the number of glasses flying back and forth and the number of people advancing towards you (from opposite directions on some screens) become really confusing, and you end up in a complete panic prior to screaming in frustration and collapsing over a steaming keyboard. Even so, Tapper is one of those increasingly rare games that will have you going back for one more try, over and over again.

The graphics are about as good as you could expect, given the limitations of the Spectrum's screen display, and the figure of your bartender looks suitably panic-stricken as he rushes to and 'fro. The only minor criticism I have of the graphics is that sometimes, when two customer sprites overlap closely, they can

almost completely cancel each other out and become virtually invisible, given away only by the occasional flicker. This can be a bit confusing, though it doesn't happen very often, and certainly doesn't spoil what is an enjoyable and addictive game.

C.J.

#### PLANET RATINGS

Originality  
 Graphics  
 Use of machine  
 Value for money



STAR RATING  
 Red Giant





**Title:**  
**Computer:**  
**Supplier:**  
**Price:**

**Taskmaster**  
**Commodore 64**  
**Sparklers**  
**£2.50**



King Otto's beautiful daughter has captured your heart and to win her hand you must complete seven tasks.

The first task is to spend a night in the Valley of the Zombies. As you watch the sunset the zombies appear. Armed with a gun, and presumably some silver bullets, you must shoot them and avoid their touch until the sun rises again.

After mastering this task you are transported to a forest housing a very unfriendly wizard. If you linger long enough for him to fire a magical bolt or two, you may as well give up. The best tactics I found was to spin around, rapidly firing as I did so in the hope that I could blast him before he materialised fully.

The third task is to collect four statues whilst being attacked by ravenous vampire bats. Not my idea

of a picnic. The 3D graphics can be a little confusing at this point but frantic shooting will usually see you through.


Evil worshippers are your next challenge and quite a problem they proved to be. These cowed monks have a very dirty habit of shooting back. I never managed to pass this challenge so the next two challenges remain a mystery.

The seventh task is to face the ultimate challenge: the Castle of the Birdmen. Exactly what the ultimate challenge is I don't know but judging by the other tasks it must be extremely nasty indeed. Perhaps I'm better not knowing.

JG

#### PLANET RATINGS

Originality  
Graphics  
Use of machine  
Value for money




STAR RATING  
White Dwarf



**Title:**  
**Computer:**  
**Supplier:**  
**Price:**

**Star League Baseball**  
**Commodore 64**  
**Activision**  
**£10.99**



Baseball is not a well-known sport in this country and yet the success of Imagine's World Series Baseball must indicate a certain amount of interest in the subject. Now Activision's version of the sport is on the scene, how does it compare?

The first obvious difference is the viewpoint which is from the first base side, parallel to the pitcher's field of action. Next the less sophisticated graphics and lack of a large, live action projection screen is apparent.

The options available belie the American origins of the game, where more emphasis is placed on tactics for a more informed audience.

To give you a chance at batting practice you can elect to face 'Heat' Muldoon in a series of random pitches until such time as you feel ready for action in the big game.

The options for the batter involve two joystick positions and the fire button. If the fire button is held the ball is bunted and if pressed briefly a full swing is played.

The main game consists of the usual nine innings and the pitching functions

**Title:**  
**Computer:**  
**Supplier:**  
**Price:**

**Warlord**  
**Spectrum 48K**  
**Interceptor Micros**  
**£7.95**



I enjoyed 'Message From Andromeda', which as one of Interceptor's earlier

adventures, so I was quite looking forward to playing Warlord when it arrived. However, having played it for a while, I now have a rather mixed view of it. On the whole I quite like it, but I do feel that some rather sloppy flaws have been allowed to creep in, which could easily have been weeded out in the early stages of development.

The plot casts you in the role of a Celtic Warlord, cast onto some strange Otherworld. Your task is not just to find your way back to the real world, but to do so before a Roman Warlord, who has also been placed on that world. Both you and the Roman are the champions of your people, and the first to return can claim victory in the war between your two nations.

Thankfully the plot is quite original, with nary a dwarf in sight. The graphics of the various locations, though quite small, are instantly drawn and highly detailed. Excellent use was made of

shading in these pictures, often using very small groups of pixels, and clearly a lot of effort has gone into them. I wish though, that a similar attention to detail had been lavished upon the game's Vocabulary. Any adventure that does not recognise the verb 'Open' is clearly going to come in for some criticism, and rightly so. Another aspect of the game that I found irritating was that often, upon arriving at a new location, you will be told that you can see, for example, a tree or a bridge. Then as soon as you attempt to manipulate or examine these things it turns out that the program does not recognise the words 'tree' or 'bridge'. There doesn't appear to be a 'Help' facility either, which is something I missed a lot. Oh, and the dreaded spelling mistakes have cropped up too, with 'weapon' spelt 'weopon'.

As I mentioned earlier, those sorts of flaws are just plain sloppy and could easi-



of the eight joystick positions depends on the team selected at the commencement of the game. Here a little more instruction would have been helpful to explain knucklers, sinkers, change ups, sliders and screwballs.

When the ball is struck, the nearest fielder to its landing place comes under joystick control but I found the 3D view made it difficult to anticipate trajectory, but I have that problem with many 3D games.

On retrieving the ball the fielder throws it back to a base selected by the four main points of the joystick, or the pitcher if the stick is not moved.

Playing against the computer is not the easiest way to learn tactics. It only has one level of play and that's a pretty high standard. As with most sports game, a human opponent is always preferable.

Now for the big question, which version do I prefer? Sorry but I'm going to duck out of this one because it depends on whether game complexity or graphic sophistication is the crucial factor. Ocean have the graphics but Activision have the game.

JG

#### PLANET RATINGS

Originality ●●●●  
Graphics ●●●●  
Use of machine ●●●●  
Value for money ●●●●

STAR RATING  
Bright Star



ly have been dealt with before the game was released.

That aside, the adventure, nonetheless, manages to generate a fair bit of interest right from the start, and this, I think, is almost entirely due to the quality of the graphics. The text seems to be fairly businesslike.

The adventure is rated "advanced", and I think I'd agree with that, having made little progress so far, and having come to a halt at a bridge guarded by a warrior. I will go back to Warlord, but I'd be more confident if I felt that I would get the occasional helpful response from the game.

C.J.

#### PLANET RATINGS

Originality ●●●●  
Graphics ●●●●  
Use of machine ●●●●  
Value for money ●●●●

STAR RATING  
Bright Star



Title:  
Computer:  
Supplier:  
Price:

Mad Doctor  
Commodore 64  
Creative Sparks  
£7.95

"R" "E" "V" "I" "E" "W" "S"





One thing is guaranteed, this game will make you a new man, or woman, or mixture of the two. Subtitled 'building a better body', it has nothing to do with weight lifting or aerobics.

The Mad Doctor, Dr Franz Johann Blockenspihl of Strudelberg, has a

these locations are the rooms of this 3D graphic adventure.

The Doctor starts off in his living quarters of his castle and he must venture forth to find the spare parts and tools to build his creation. While going about his necromantic deeds he must not upset the villagers and underground passages provide a cloak of secrecy for him whenever possible.



creative urge more akin to God than an artist. In an orgy of spare part surgery, he wants to create a perfect human being. The Doc's identity is the one you adopt if you take up the challenge.

Strudelberg consists of several locations: the Doctor's castle, the poor part of the village, the centre of the village, the graveyard and Lightning Hill. Within

The screen display has an action window showing the 3D scene. Under this is the text and status window. This shows the state of the Doctor's health and energy levels, his location, time of day, attitude of the villagers and an option menu.

Each location gives a different set of possibilities which may be scrolled onto the menu or selected by

manipulation of the joystick with the fire button pressed. For example, in his laboratory the menu relates to the examination of the corpses. This is necessary to select the best parts for his creation. In the village, however, the menu relates to examining the villages, attacking them and carrying off the bodies.

The villagers lead lives of their own, wandering about at random. At night hardly anyone is around but during the day the place is teeming with action. Should the Doctor choose to attack someone when others are present, they will rush to the aid of their friend and the Doctor's life will be in danger.

Easy pickings can be found in the graveyard but the condition of the corpses vary. A certain amount of GBH is therefore necessary to accomplish the Doctor's task. Equipment is the other essential for synthesising life and luckily the village has a college and a hospital which are fully equipped. A certain degree of reading around the subject is also necessary.

When the creature has been built it gains life by being exposed to electrical disturbances on Lightning Hill. Next it is presented to the villagers in the village hall, where the Mad Doctor will be judged on his creation. A perfect specimen will be hailed as a breakthrough, a poor one will seal the Doctor's fate and he will be hanged.

Despite the rather lurid subject of this adventure, it is totally absorbing. The graphics are passable, though not great, but the sound effects are very good indeed.

Nice to see a game with plenty of body.

JG

#### PLANET RATINGS

Originality ●●●●●  
Graphics ●●●●  
Use of machine ●●●●  
Value for money ●●●●

STAR RATING  
Red Giant





**Title:**  
**Computer:**  
**Supplier:**  
**Price:**

**Elidon**  
**Commodore 64**  
**Orpheus**  
**£9.95**



It is a fact that computer gaming has become principally a male preserve and yet any teacher of computer studies will say that girls are just as interested as boys in programming. My theory as to why this anomaly has occurred is that the heroes of most games fulfil the male macho image and reinforce stereotypes. It was refreshing, therefore, to find a different approach in this game from Orpheus.

Elidon is the secret forest of the fairies where the seven flowers of Finvarra grow. Seven potions ensure the growth of the Finvarra flowers but the Faerie queen has lost them in her kingdom.

The kingdom of Elidon spreads over 250 screens of action and each new room could contain a new find or a danger. The dangers vary from butterflies to a multitude of strange ethereal creatures all of which are hungry for Faerie dust. The dust enables you to fly and as you progress through the maze your supply dwindles. Occasionally you will find a fresh store of dust to replenish your stock but collision with a hungry creature makes the stock dwindle alarmingly.

The finds not only in-

clude the potions but also useful objects such as a torch, pan pipes, and a strange fruit. Only three of these objects may be carried at a time so care should be exercised in choosing which items to carry.

In some of the rooms tree spirits lurk in the dark waiting to feed of Faerie dust. The torch immediately banishes them to the other world if carried into their darkened room.

The graphics are very good, especially the Faerie's movement and the music by Grieg does not irritate even though it is the same section repeated over and over. Non-classical fans can easily turn the music off by the touch of a key. Even the packaging is attractive with an Arthur Rackham style watercolour illustration and an attractively arranged instruction sheet.

The subject of fairies may at first seem a little bit 'wet' but let me assure you that there are more to fairies than meets the eye in this excellent fantasy adventure. **JG**

#### PLANET RATINGS

Originality  
Graphics  
Use of machine  
Value for money



STAR RATING  
Red Giant



**Title:**  
**Computer:**  
**Supplier:**  
**Price:**

**Ghetto Blaster**  
**CBM 64**  
**Virgin**  
**£7.95**



'Ghetto Blaster' marks yet another release from the Virgin software stable, this time under the guise of Gibbo software.

Basically, the story revolves around you, armed with a 'Ghetto Blaster' (a large cassette machine of the kind that are sported around like suitcases) and some of the strangest characters yet seen in a computer game. In the game you have to fire musical notes at them to make the inhabitants of this computerised 'Empire Road' dance.


The story goes this, you are 'Rockin Rodney' who after a stint at unemployment finally gets a job as a messenger boy for a record company. He has to deliver 10 demo tapes to the head office of the record company who employ Rodney, before the end of the day. It is also Rodney's job to make sure that people hear the music from his ghetto blaster and get them dancing.

Naturally the game has its contingent of people who are either 'tone deaf' or who generally act in an unpleasant way about the music being blasted at them.

Among these people are policemen who try to attack Rodney and break his ghetto blaster. Thus stopping him from both getting the people to dance, and also from delivering his tape.

The graphics are quite well implemented, they are smoothly displayed with the option to cross the road and to search for houses on the other side to take the tapes to and from the Inter-disc head offices.

But sadly, the graphics are all that is good about the game. The so called 12 original tracks of 'Rockin Rythms' are repetitive and quite annoying after a short time, there are also some serious bugs still left in the game. For instance, if you should enter the park, then the top of the screen starts corrupting! with garbage characters destroying part of the top line, although the mushrooms in the park are



**Title:**  
**Computer:**  
**Supplier:**  
**Price:**

**Dambusters**  
**C64**  
**US Gold/Sydney**  
**Developments**  
**£9.95**



# 62

On loading the game you are greeted by a beautiful picture of a Lancaster bomber in its prime, on a runway in the dead of the night. It is this standard of graphics that sets the scene throughout the game. When the game starts up you get a menu of options in order of difficulty — dam approach, English channel onward, or taking off from Scampton and flying the

whole distance to Germany.

Taking off from Scampton is just like any other flight simulator, except that on a multi engined bomber a lot of people have to work in co-operation with each other. Instead of plumbing for the easy option Sydney Developments have got the feel of all the people in a bomber down perfectly. You do this by switching between eight different screens. Each screen represents the station of somebody in the plane be it pilot, gunner, or enginner.

The pilot's screen is the one that looks most like a normal, run of the mill, flight simulator. With a horizon, instruments, and

view through the cockpit window of the night sky over Europe. You can also see the night fighters, searchlights, flack, and barrage balloons — although you can't do anything about them. That's up to the gunners, who have a set of cross-hairs where your guns will fire. However you must remember that by the time the bullets get there the cross and the target may have moved.

The two gunners positions are very much like a normal arcade game, you control cross hairs and blast away with your machine guns at the searchlights, fighters, and barrage balloons. A record is kept of the number of at-



a nice feature, with Rodney proclaiming 'I feel inclined to blow my mind'.

To make matters worse, the garbage gets more and more common in other screens, in a short while, the places in which you visit (named in the top lines) are soon unreadable. Another 'feature' is that after any length of time, there are no 'ordinary' people left to Ghetto Blast (only tone deaf walkers) to play your music to, thus stopping you from effectively playing the game, and gaining points.

The story line is exceptionally banal, for a game of this price; the music, while being well implemented with some nice 'Dub' effects, soon becomes extremely annoying and distracting. Luckily there is a feature to lower the volume on the 'Ghetto Blaster' display at the bottom of the screen.

This is a very poor implementation of a game with a sound concept. The idea of delivering tapes to and from houses in a loose arcade adventure style format, is a good one but sadly, the idea never makes it off the conceptual stage.

Until Virgin or Gibbo software take out the bugs, make the game a little more exciting, and bring a game of this standard down to a low enough price (considering other games of a much higher standard at this price), I would certainly not buy this game... my final comment is forget it.

C.G.

#### PLANET RATINGS

Originality  
Graphics  
Use of machine  
Value for money



STAR RATING  
Nebula



tacks and your successes. If night fighters are too successful then you are rewarded with a row of bullet holes on the screen.

Engines are controlled from the engineer's station, there are rev counters, throttles, fire extinguishers, and booster controls. I found that controlling the engines was a bit difficult and it was tricky to tell the speed accurately, but after a while you can manage.

The navigator's area is composed of a multi-screen map of Europe, you move a cross with the joystick, this results in a line appearing on the compass in the cockpit. Line that up in the centre and

you are flying towards the cross.

When you have finally got to the dam you can go on to the bomb aimer's screen. On this, you turn on the famous spotlights and fine tune your height. You can then spin up the bomb and prepare to drop.

When the bomb is up to speed the front gunner's sights are replaced with the bomb sights. These are vertical bars that you line up with the towers on the dam. Line it up then drop the bomb. If all goes well you are rewarded with some nice graphics of the bomb skipping along the water and the dam blowing with a satisfying crump and the water gushing out.

When you make your attack run you have to drop the bomb at just the right height (helped by the spotlights) and speed. The aiming must be spot on as well. If you miss, the program will tell you exactly what you got wrong so that you can try the next time.

All in all this is a very impressive game. There are some problems such as the engine noise still being present when the engines are all off, and there being no night fighters, flak, or searchlights around on the final approach to the dam, you'd think that the Germans would protect their interest slightly better. Despite these I really like the game.

Title:  
Computer:  
Supplier:  
Price:

Herbert's Dummy Run  
Spectrum 48K  
Mikro-Gen  
£9.95



Oh, this is ridiculous. I've lost count of the number of times I've played this game and I still can't figure out what on earth I'm supposed to be doing.

OK, so the graphics are upto Mikro-Gen's usual high standard, and the game has to be addictive or else I would have given up on it by now, but that doesn't help me one little bit does it? I still can't figure out what to do with that silly looking little red whale. I thought that the chocolate 10p bit went into the vending machine slot (the one marked '10p', seems like a reasonable assumption doesn't it?), but I've had that brat Herbert leaping all over the place and I can't get the coin into the slot. I'm obviously overlooking something really obvious since I can't seem to manipulate any of the objects in the way that they were presumably intended to be used.

As usual in the Wally series, some of the locations that you visit contain arcade sequences that stand on their own, and, as usual, most of these sequences leave me totally baffled. For instance, the tennis screen is mentioned in the instructions, as is the fact that a tennis racquet might help. The trouble is that even after finding the racquet I still get pummelled to death by a load of tennis balls. Mind you, I've gotten further with this game then I did with its predecessor, so maybe there's still a chance

for me to reach some level of adequacy.

Still, enough about my problems. As I mentioned, Mikro-Gen have done their usual good job in producing this Heir to the Wally line. The game itself is quite addictive, and this is helped by the now familiar style of graphics, with those big, solid sprites that look as if they could flatten any number of space invaders without batting an eyelid.

However, though I like 'Dummy Run' a lot, I can't help wondering what comes next. Certainly, this game does not improve upon 'Everyone's Wally' in

the way that, that game improved upon 'Pyjamarama'. Still, it's an envious position for a software house to be in, when their new releases are compared with their previous efforts, rather than to the work of any other software house.

C.J.

#### PLANET RATINGS

Originality  
Graphics  
Use of machine  
Value for money



STAR RATING  
Red Giant



#### PLANET RATINGS

Originality  
Graphics  
Use of machine  
Value for money



STAR RATING  
Red Giant





**Title:** Le Mans  
**Computer:** Einstein  
**Supplier:** Electric Software  
**Price:** £12.95



A game for the Einstein is a rare thing and usually means that the game was developed on the Einstein for the MSX range of computers. The leader in this market are Electric software and it is they who have released Le Mans.

The game is, surprise surprise, about race cars specifically the large endurance type that take part in the 24 hour races. The display is of a drivers eye view of the cockpit of such a beast. This display features the most impor-

tant gauge, the rev clock as well as a rather cute gear stick and a pair of wing mirrors. The idea is of course to win the race, this involves rather fast reactions to keep the car on the track. Control is left and right, accelerate and brake with the gears being changed automatically by the driver-his hand actually pops up and moves the stick.

The graphics are quite good while not stunning, giving good pictures of the other cars in the race, and sound is well covered as well. The game features a demo which brings me to the great failing of this

## "R" "E" "V" "I" "E" "W" "S"

game, that is that the only way to see what lies around the next bend is to watch the demo mode. The game itself is too hard requiring immense skill just to stay in a straight line. So to sum, up a reasonable game but only for people with hyper fast reactions!

J.D.

### PLANET RATINGS

Originality  
 Graphics  
 Use of machine  
 Value for money



STAR RATING  
 White Drawf



**Title:** The Covenant  
**Computer:** Spectrum, Amstrad  
**Supplier:** PSS  
**Price:** £6.95



In the game, your mission as sole survivor of your race, is to collect the 64 pieces of the Covenant that will reveal the total knowledge of your race.

The pieces are unfortunately scattered throughout a 256 room cavern filled with 64 different species of critters.

These you must stun and capture (once you have found the appropriate stungun) to transport back with you to repopulate your world.

The creature that you play, is beautifully animated in no less than 34 steps (per cycle) and adds tremendously to the atmosphere of the game as does the status screen. This displays the pieces of the Covenant that you have found, the critters

in your spaceship hold and your energy that is represented by three beating hearts.

The games creator, Paul Hutchinson, gave me a guided tour of the caverns and made the game look redictlessly easy however it will take me some time before I find even a fraction of the Covenant.


T.H.

### PLANET RATINGS

Originality  
 Graphics  
 Use of machine  
 Value for money



STAR RATING  
 Bright Star



**Title:** Don't Buy This  
**Computer:** Spectrum  
**Supplier:** Firebird  
**Price:** £2.50



Very rarely is it given to me to comment on a truly excellent piece of Spectrum software, 'Don't Buy This' by Firebird is five such games. Firebird claim that these are five of the worst games ever and all of the titles live up to this lofty claim.

First comes Race Ace, an inspired title for an excellently bad game. The display is awful the sound terrible and the game itself totally impossible. Any serious bad game freak will simply flip over the blocky graphics and flickery animation.

Next comes Fido, which is not quite as good as Race Ace as the display is almost

passable but the game makes up for this by being excellently boring, this is mind nummingly boring in the traditional style. After a few hours of this you could find watching the grass grow interesting!

Weasel Willy introduces a new style of writing for bad game programmers, that is don't let them play the game until they have figured out how to define the keys, which takes approximately 3 hours and really isn't worth the effort. Still the display is rather bad and of course the sound is pathetic.

Firebird have introduced another new technique with the next game, that is putting the sequel to a game on the same cassette thus we have the long awaited Fido 2. This was at

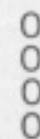
first a bit of a disappointment as the same, almost good display is used, but the addition of some badly drawn birds and a flimsy story line to explain them adds a certain something to this title.

Finally we have Fruit Machine which is the pinnacle of Firebird's achievements. It combines the awful display of Race Ace with the incredible boringness of Weasel Willy and the terrible additions of Fido 2 to make a game that is indescribable. If you can stay awake long enough to figure out what is happening in this game of games then you deserve a prize — another copy of Don't Buy This.

JD

### PLANET RATINGS

Originality  
 Graphics  
 Use of machine  
 Value for money



STAR RATING  
 3 Black Holes





# S·U·B·S·C·R·I·P·T·I·O·N·S

## DON'T MISS OUT!

Now that you have read this issue of Computer Gamer and you know how interesting and invaluable it is, wouldn't it be a crime to run the risk of missing a single thrilling issue?

### Well, you don't have to!

If you order a subscription to Computer Gamer you will be assured of receiving every issue through your letter box each month without the worry involved in rushing to your local newsagent before all your friends have nabbed the available copies.

Simply fill in the coupon and send it in with your remittance and sit back and wait for thrills and excitement to come directly to you!

### Subscription Order Form

Cut out and send to:

Computer Gamer  
Infonet Ltd.,  
Times House,  
179 The Marlowes,  
Hemel Hempstead,  
Herts. HP1 1BB.

Please commence my subscription with the very next issue.

Subscription Rates  
(tick ☐ as appropriate)

- £15.20 for 12 issues UK ☐  
18.20 for 12 issues overseas surface post ☐  
£22.50 for 12 issues USA surface post ☐  
£50.70 for 12 issues airmail ☐

I am enclosing my (delete as necessary)  
cheque/Postal Order / International Money  
Order for £.....  
(made payable to ASP Ltd)


OR

Debit my Access ☐

Barclaycard ☐



--	--	--	--	--	--	--	--	--	--	--	--	--	--	--	--	--	--	--	--



Please Use Block Capitals and include post code


NAME (Mr/Mrs/Miss).....

ADDRESS .....

..... POST CODE.....

SIGNATURE.....

DATE.....





**Rory Newman  
adds graphics  
to your games  
in the latest  
in our games  
writing series.**


# GAMES

Hello again! This month we will be dealing with UDGs and Hi-res; that means User Definable Graphics or High Resolution. For the past three months we have been using keyboard characters. This month we shall be using our own graphics, made up just how we want them. Because of the complexity at a stage like this, I shall be dealing with it in sections for the four main computers we have been concerned with: the Vic 20, Commodore 64, Commodore 16 and Spectrum.

UDGs — User definable graphics are easily available on the Vic, C 64 and Spectrum; that is when the character is replaced by one you designed yourself.

Hi-res — High Resolution is when you have a grid, each and any point on it can be plotted. Thus is easily available for the Spectrum and the C16.

A Pixel — each square is made up of 64 pixels, 8x8. The character A on the Vic is as follows: ★ means OFF and the \$ means ON



So for Hi-res the screen will be a massive grid on which any point can be plotted.

UDGs — for UDGs we shall need to work out the pattern of the graphic to POKE it into memory. For those who understand binary, it can either be 1 the square is filled in, or 0 the square is empty. Thus you have a binary pattern.

For example, the top line of that A graphic, is 000

128	64	32	16	8	4	2	1
0	0	1	1	1	0	0	0
0	0	1	1	1	0	0	0
1	0	0	1	0	0	1	0
1	1	1	1	1	1	1	0
0	0	1	1	1	0	0	0
0	0	1	1	1	0	0	0
0	0	1	0	1	0	0	0
0	0	1	0	1	0	0	0

11000, but the machine only accepts decimals, so it must be converted. It is worked out as follows:

Decimals goes up in units, tens hundreds, thousands etc, multiplying by 10 each time. Binary, on the other hand, multiplies by 2 giving 1, 2, 4, 8, 16, 32 etc. A graphic is therefore worked out like this:

this would be:

```

32 + 16 + 8 = 56
32 + 16 + 8 = 56
128 + 16 + 2 = 146
128 + 64 + 32 + 16 + 8 + 4 + 2 = 254
32 + 16 + 8 = 56
32 + 16 + 8 = 56
32 + 8 = 40
32 + 8 = 40
  
```

This, as you can (or will be able to) see is a feeble attempt at a man. I'm sure you, especially the artists among you, will be able to do better than me; draw an 8x8 grid and one square can be filled in, or open.

I think this is the time to

show you Program 1. This is a program for the Vic only. It saw it in a magazine. It didn't work, but I fixed it. Anyway, it's not a game; it's a utility. After typing in the program, save it and run it. It is a graphics designers program for working out the data for your UDGs. You are presented with a 16x16 grid, that's four squares. You then draw your character, using the cursor keys to move, Function key 1 to Plot, Function key 3 to unplot, i.e. to rub it out, Function key 2 (Shift + Function key 1) with start plotting point after point, gradually filling the screen up, until you press a key, and Function key 4 (Shift + Function key 3) will do the opposite; it will unplot, square after square until you press a key. If you want to design just one graphic, then just do one 8x8 block. When you have finished press Function key 8 (Shift + Function key 7) and a message will come up saying "CONFIRM — ANY KEY", press a key and it will print out the separate data for each 8x8 block, with the graphic and whole 16x16 block at the bottom. You don't have to use every block.

It is a very useful program to have as it will save hours of working out the graphics on paper until they are right and then trying to work out the Data. It can also be useful for trying to design 16x16 graphics. I have designed a

```

1 POKE51,0:POKE52,28:POKE55,0:POKE56,28
5 POKE36879,8
5 GOSUB2000
10 FORT=0T0511:POKET+7168,PEEK(32768+T):NEXT
20 POKE36869,255:PRINT"  " :POKE650,255
30 FORT=7168T07167+32:POKET,0:NEXT
40 FORT=7168+32T07167+40:POKET,255:NEXT
50 PRINT"  " 1234567812345678"
55 PRINT"  "
70 FORZ=1T02:FORT=1T08:PRINT"  ";T;"  "
30 PRINT"  "
30 TL=7727:CL=38447:PP=TL:CP=CL:X=1:Y=1:MXCX=128:DL=100
100 PRINT"  "
105 PRINT"  "
  
```



[illegible]

good tank, a ship, a car and various other vehicles. The pictures become much clearer, but, remember, if you want to poke this 16x16 graphic, it is a 2x2 square, so when moving alterations will have to be made in order to move correctly. With a bit of common sense, it's not too hard.

Now, how do you use it? We'll start with UDGs on the Vic 20. First, we will look at program 2. Line 10 clears the screen.

Line 20	is a little routine that should be learned by heart. What it does is fill the UDG area (7168-7679) with the character set square in the UDG mode you still have the letters not weird squiggles.
Line 30	uses the variable S as the number of graphics to be used. If you want another graphic, just change S to 2, so S = 2 and set up the data statements at line S1. Remember 8 data statements with a comma between them.
Line 40	sets up a for next loop so it reads 8 data for every S. It then pokes them into memory at the UDG location. Another routine that the budding programmer should learn.
Line 50	is the data
Line 60	switches to UDG mode; very useful location 36869 Poke 36869,240 will return to normal upper case mode. Poke 36869,241 will give upper inversed case. Poke 36869,242 will do lower normal case. Poke 36869,243 will do lower inverse case.

Talking of inversed Video, if, after a while, you have lots of graphics taking up the letter set, if you print in inverse mode:

PRINT " " CONTROL  
9 ...."you will get the letters coming out as normal in UDG mode. Anyway this program when run will change the @ key to that man you designed earlier. After the @ key, therefore, you go through the letter set. Look at page 141 of the Vic Manual for the complete set. Just a couple of points: (1) always have a comma between two pieces of data; (2) once a program has been typed in to get to the UDG mode just type POKE 36869,255 and it will switch to UDG mode, so there is no need to run the program.

Well, that's the Vic. Colour commands stay the same and can be used.









Now, we'll take a look at the Commodore 64. This will do a UDG as it did on the Vic 20.

Line 10 clears the screen  
 Line 20 switches the RAM and ROM around and stops the INTERRUPT so the character set is put into the UDG location 12288  
 Line 30 is a little routine that all 64 owners should learn. It fills UDG area (12288-14335) with the character set, so when in UDG mode, all characters that are not being used up by the UDGs will appear as normal.  
 Line 40 restarts the INTERRUPT and switches ROM and RAM back to normal.  
 Line 50 sets up S as a variable to be used for the number of UDGs to be used. For every 1 in box S, there must be 8 pieces of data, to make up the on character. If you have to have more UDGs, just change S to 2 so Line 50 will read S = 2, and add another Data statement. If you want you can continue on the end of Line 70 just

put a comma and then your eight pieces of data. Remember, put a comma between 2 pieces of data, only if there is a piece of data on either side.  
 Line 60 sets up a For Next Loop so it reads 8 pieces of data for every S. It then pokes each piece of data into the memory location for UDGs and then the next piece into the next locations and so on. (Another routine to remember)  
 Line 70 is the data. Note: there is only a comma if there is a piece of data on either side.  
 Line 80 switches it into UDG mode. You will only have to type this in to get the graphics, once the program has been run. Location 53272 is very important and 28 will switch it to the UDGs stored at 12288. Other locations can be used, but the 28 will have to change into another number.

DIAGRAM 1





DIAGRAM 2



(Not to scale)

As you can see, Vic 20 and 64 UDGs are very similar. If you want to use all the letters up with UDGs, as on the Vic, if you put it into Inverse Video, it will print it as though it were not in UDG mode. Anyway, run this program and, after a while, it will say READY, with no cursor

(the cursor disappears on the Vic as well) and, if you press the @ key, the man we designed earlier will come up on the screen. Also, as with the Vic, the UDGs can be the colour of any normal character.

On to the Spectrum then. This has UDGs and Hi-res. First, UDGs:

Line 10 clears the screen  
 Line 20 restores Line 50. This means that it will start reading the data at Line 50.  
 Line 30 sets up a For Next loop for the graphics. If two graphics are wanted, then it should read: Line 30 FOR A = USR "A" TO USR "B". If three characters are wanted, the "B" should become "C" and so on up to "U", but remember to put a comma in between the data only if there is a piece of data on either side.  
 Line 40 reads the data and pokes it into the USR location.  
 Line 50 is the data

Once the program has been typed in and run, you will have to get it into Graphics mode, if you want to see the characters you have designed. It can be done in two ways: you can press Symbol Shift + 9 until a flashing G appears, or you can press Caps Shift + 9.

So, that's UDGs: simple but neat. Now Hi-res. This too is very simple. The colour can be altered

69



by using the INK Command described last month. Anyway:

```
10 PLOT 10,10
20 DRAW 10,0
will plot the dot at 10,10
and draw a line 10 pixels
along. (See diagram 1). Or
20 DRAW 0,10 will draw
it 10 pixels up (See
diagram 2).
```

So to draw a line, plot the starting point and draw the amount of pixels along and then the amount up. Easy! The diagrams also show the amount of pixels usable to you to plot points, draw lines and define UDGs, but, can it be used together? Yes, it can. if in graphics mode, you can still use the plot facilities, so may have a background screen plotted out, and use UDG as characters. Easy but extremely useful!

And now for Hi-res on the C16. to plot a point  
10 GRAPHIC 2  
20 COLOUR 1,1  
30 DRAW x, y  
x is along and is 0 to 319  
y is down and is 0 to 199

Colour can be changed to what you what (see last article).

To draw a line just add TO x,y at the end of the draw statement

```
30 DRAW 1,0,0 TO 319,0
If this replaces the old
line 30 it will draw a line
along the top. To rub out
any point or line, just
DRAW over it using DRAW
0,x,y(TO x,y). The 0 rubs it
out. Also, to draw a line
from the last point used,
just use
```

```
DRAW 1, TO x,y. That
will draw a line from the
last point to x,y.
```

Another command is circle. Here is a table

```
CIRCLE 1, Center x, center
y, radius circle
CIRCLE 1, Center x, center
y, width, height oval
CIRCLE 1, Center x, center
y, width, height, start,
finish arc
CIRCLE 1, Center x, center
y, width, height, angle
rotated oval
CIRCLE 1, Center x, center
y, width, height, point
angle polygon
```

This is very versatile. Center x and center y are the center points in the circle. The radius is the

amount of pixels from the center. The width and height are in pixels; start and finish are locations where the first and last points are. The angle is in clockwise degrees. Point is start point and angle is the angle of the line. A square, the angle would be 90°, triangle, 60°, etc. There is another command: BOX.

BOX 1, x co-ordinate of first corner, y of first corner, x of second corner, y of second corner

That will draw a box. If wanted at an angle, add: ", angle of clockwise rotation in degrees" and, if filled in, add ",1". If you have made a shape that is fully joined up, you can fill it in by using

```
PAINT 1,x,y
x and y are any point in the
actual shape. It will fill it
up until it reaches a line, so
it must be full up.
```

Well you've a month to try out Hi-res or UDGs. Next month I'll give you a UDG game for the Vic, 64, Spectrum and, possibly, the C16. I'll also be dealing with the mysteries of sound. Until then — 'bye! Attributes: R. Hearn, D. Turfitt, T. Kite, MN.

```
10 PRINT"Q"
20 FORT=0T0511:POKE7168+T,PEEK(32768+T):NEXT
30 S=1
40 FORT=1T0(S*8):READA:POKE7167+T,A:NEXT
50 DATA56,56,146,254,56,56,40,40
60 POKE36869,255
READY.
```

```
10 PRINT"Q"
20 POKE56334,1:POKE1,51
30 FORT=0T02047:POKE12288+T,PEEK(53248+T):NEXT
40 POKE1,55:POKE56334,0
50 S=1
60 FORT=1T0(S*8):READA:POKE12287+T,A:NEXT
70 DATA56,56,146,254,56,56,40,40
80 POKE53272,28
READY.
```

```
10 CLS
30 FOR A=USR "A" TO USR "A"+8
40 READ B: POKE A,B: NEXT A
50 DATA 56,56,146,254,56,56,40,40
READY.
```





Lothlorien's



# THE BULGE

**BATTLE FOR ANTWERP**  
For Spectrum 48K and Commodore 64

- **Accurate strategic simulation.**
- **Real-time combat with full scrolling graphics.**



Liberty House,  
222 Regent Street,  
London W1R 7DB  
Telephone 01-439 0666

**LOTHLORIEN**

Daniels



## BACK-UP PROBLEMS SOLVED

### DCL1 Dual Datasette Interface

Enables the quick and easy creation of back-up copies of all Turbos, M/Code, Data Files etc. If your program can be loaded it will be transferred exactly on a second datasette. Does NOT require software or modifications to your computer.

ORDER AS DCL1  
Price £10.00 (CBM 64 & VIC 20)

### DCL4 Audio Recorder Interface

A deluxe DCL1 with added facilities so that back-ups can be made using one audio cassette and one datasette, or with two datasettes. LEDs indicate when data is being received from tape. This unit can be left permanently connected to the computer, the LED indicating when data is being sent from the datasette, very useful for finding the start of data.

Ideal for anyone with only one datasette and one audio cassette.  
ORDER AS DCL4  
Price £18.00 (CBM 64 & VIC 20)

## 1541 LOADER CARTRIDGE

### 1541 GT Disk Loader Cartridge

This CARTRIDGE will enable your 1541 disk drive to load approximately 4 times faster and is compatible with most commercial software. Although, there are slightly faster turbo disc loaders available, TRIGSOFT's GT LOADER is the only one (that we are aware of) that retains full disk error checking and as it is a cartridge is always available for instant use.

Abbreviated LOAD/SAVE commands are 'built in' eg typing LOAD "filename" will load file etc. Typing LOAD"\$" will display the directory to the screen without affecting basic memory. An ON/OFF switch is fitted so there is no need to remove it in the unlikely event of software conflict.

Just think, from the moment that you turn on, you will be able to load programs 4 times quicker.

ORDER AS GT LOADER  
Price £20.00 (CBM 64 WITH 1541 DISK)

### RESET1

This reset unit plugs into your computer enabling a reset without erasing the program.

ORDER AS RESET1 Price £3.00 (CBM 64 & VIC 20)

## ★ ★ 10 DAY MONEY BACK GUARANTEE ★ ★

We will refund your payment less postage if any hardware item is returned undamaged within 10 days.  
ORDERING: ALL PRICES INCLUDE RECORDED DELIVERY & ARE FULLY INCLUSIVE (overseas add £1.00)

send to mail order depts at either Bradford or Grimsby

TRIGSOFT Dept ACG  
29 Holme Lane,  
Bradford,  
BD4 0QA.

Bradford dept for mail order only.

Please send SAE for free catalogue

TRIGSOFT Dept ACG,  
161-163 Rutland Street,  
Grimsby,  
South Humberside, DN32 7ND.

Tel 0472 48304

Callers welcomed at Grimsby dept

## SPECIAL DEAL FOR ATARI

400 / 800 / XL / XE

HIRE your first 2 games FREE from our extensive range of software. Up to the minute releases available. Apply Now!

OR

BUY all the latest software titles at best possible prices. (New releases available direct from U.S.)

Atari hardware and modems now available at discount prices. For further details send S.A.E. to:

**CHARNWOOD GAMES**  
27 WARWICK AVENUE, QUORN,  
LOUGHBOROUGH, LEICESTERSHIRE.  
TEL: 0509 412604

The Secret of St. Bride's, where grown-up girls experience old-fashioned schoolgirl life.

Last year it hit the headlines in a flurry of controversy.

"A school for scandal?" asked the Daily Telegraph.

"All very pukka," assured BBC TV News.

"Creepy," shuddered the Mail's colour supplement.

What is the secret of St. Bride's? Now you can find out for yourself. Explore the dormitories and classrooms - but don't get caught! Find your way to the forbidden underground passages. Meet the things that lurk there. Pass through the Time Warp and finally discover...

## The Secret of St. Bride's.

A schoolgirl adventure with a difference. Full of twists and surprises - exciting, funny, musical. With full supporting package.

For C64 and Spectrum 48K/Spectrum+ cassette only £6.95 - or £5.95 if you order direct from:

St. Bride's School (CG), Burtonport, Co. Donegal, Ireland (direct price includes P&P)



## MAIL ORDER ADVERTISING

### British Code of Advertising Practice

ADVERTISEMENTS IN THIS PUBLICATION ARE REQUIRED TO CONFORM TO THE BRITISH CODE OF ADVERTISING PRACTICE. IN RESPECT OF MAIL ORDER ADVERTISEMENTS WHERE MONEY IS PAID IN ADVANCE, THE CODE REQUIRES ADVERTISERS TO FULFIL ORDERS WITHIN 28 DAYS, UNLESS A LONGER DELIVERY PERIOD IS STATED. WHERE GOODS ARE RETURNED UNDAMAGED WITHIN SEVEN DAYS, THE PURCHASER'S MONEY MUST BE REFUNDED. PLEASE RETAIN PROOF OF POSTAGE/DESPATCH, AS THIS MAY BE NEEDED.

### Mail Order Protection Scheme

If you order goods from Mail Order advertisements in this magazine and pay by post in advance of delivery will consider you for compensation if the Advertiser should become insolvent or bankrupt, provided:

1. You have not received the goods or had your money returned; and
2. You write to the Publisher of this publication; summarising the situation not earlier than 28 days from the day you sent your order and not later than two months from that day.

Please do not wait until the last moment to inform us. When you write, we will tell you how to make your claim and what evidence of payment is required.

We guarantee to meet claims from readers made in accordance with the above procedure as soon as possible after the Advertiser has been declared bankrupt or insolvent (up to a limit of £2,000 per annum for any one Advertiser so affected and up to £6,000 per annum in respect of all insolvent Advertisers. Claims may be paid for higher amounts, or when the above procedure has not been complied with, at the discretion of this publication, but we do not guarantee to do so in view of the need to set some limit to this commitment and to learn quickly of readers' difficulties.)

This guarantee covers only advance payment sent in direct response to an advertisement in this magazine (not, for example, payment made in response to catalogues etc. received as a result of answering such advertisements). Classified advertisements are excluded.

SPECTRUM			
DUN DARACH	8.00	SCRABBLE	9.95
DALEY'S SUPER TEST	5.50	WORDWISE PLUS	50.00
ARCHON	9.50	DISC DOCTOR	30.00
TAPPER	6.50	AMSTRAD	
SHADOWFIRE	7.50	ANIMATED STRIP POKER	6.95
STREET HAWK	5.50	ALIEN 8	7.50
A VIEW TO KILL	8.50	KNIGHT LORE	7.50
JET SET WILLY II	6.00	COMBAT LYNX	6.95
CAULDRON	6.50	CONFUZION	5.50
ROLAND'S RAT RACE	5.50	D. T. DECATHLON	6.50
CATS	5.50	MINDER	7.50
SOFTEK'S ARTIST	11.00	DARK STAR	5.95
THE CHOCOLATE FACTORY	7.50	EMERALD ISLE	5.75
WRIGGLER	4.50	FIGHTER PILOT	6.50
WARLORD	5.50	GHOSTBUSTERS	8.95
KOMPLEX CITY	8.00	HUNCHBACK II	6.50
RUNESTONE	6.50	JET SET WILLY	6.50
LEONARDO	7.50	KONG STRIKES BACK	6.50
BROAD STREET	6.50	LEVEL 9 ALL	7.50
SUPERCODE III	11.00	MINI OFFICE	4.75
SYSTEM 1500	7.50	PINBALL WIZARD	6.50
FOURTH PROTOCOL	11.00	PYJAMARAMA	5.50
ROCKY HORROR SHOW	7.50	QUILL	13.50
WORLD'S BASEBALL	5.50	RING OF DARKNESS	7.50
MINI OFFICE	4.50	SORCERY	6.50
ARNEHAM	7.50	STARSTRIKE	5.50
PSYCHEDELIA	5.00	WORLD CUP FOOTBALL	5.95
ONE ON ONE	7.50	TANKBUSTERS	5.95
MONTY ON RUN	5.50	DUN DARACH	7.50
HERBERT'S DUMMY RUN	7.50	FLIGHT SIMULATION	10.50
RED ARROWS	7.50	MILLIONAIRE	5.50
ALIEN	7.00	FOOTBALL MANAGER	5.95
ALIEN 8	7.50	INTERCEPTOR ALL	4.50
ANIMATED STRIP POKER	5.50	ARCHON	8.95
BBC		HOBBIT	10.95
REVS	12.50	ARTIST	7.50
GRAPHICS ROM	30.00	DEATH PIT	5.50
KNIGHT LORE	7.50	ATARI	
ALIEN 8	7.50	DROPZONE	7.95
WIZADORE	6.50	DECATHLON	7.50
HAMPSTEAD	6.50	PITFALL 2	7.50
LEVEL 9 ADV.	7.50	POLE POSITION	7.95
COMBAT LYNX	6.50	BRUCE LEE	11.00
MINI OFFICE	4.95	BOULDER DASH	12.50
GREMLINS	6.50	SMASH HITS	13.00
ELITE	11.95	ZAXXON	11.00
CASTLE QUEST	10.95	HITCHHIKER'S DISK	30.00
ATIC ATAC	7.50	BEACH HEAD DISK	30.00
REPTION	7.95	DIG DUG	7.95
BRIAN J CHALLENGE	5.95	PAINT DISK	32.00
ARABIAN KNIGHTS	5.50	MILLIONAIRE DISK	40.00
COMMODORE 64		MSX	
STRANGELOOP	6.95	ZAXXON	10.50
JET SET WILLY II	6.95	NORSEMAN	7.50
QUASIMODO	7.50	THE WRECK	12.50
BLAGGER GT HOLLYWOOD	7.50	BUCK ROGERS	10.50
BOUNTY BOB STRIKES	7.50	TASWORD	12.00
CAULDRON	6.50	CHUCKIE EGG	6.50
EVERYONE'S A WALLY	7.50	BLAGGER	6.50
GREMLINS	7.50	CLASSIC ADVENTURE	5.50
LEVEL 9 ALL	7.50	THE HOBBIT	12.95
M.U.L.E. DISK	12.00	GHOSTBUSTERS	10.50
MASTER OF LAMPS	7.50	PITFALL 2	10.50
MIND SHADOW DISK	16.00	HYPER SPORTS	14.00
HOBBIT DISK	15.00		
MINI OFFICE	4.75		
MOON CRESTA	5.50		
ON-COURT TENNIS	8.95		
ON-FIELD FOOTBALL	8.95		
STAR BASEBALL	8.95		
PITSTOP II	8.50		
WORLD'S BASEBALL	5.95		
ROLAND'S RAT RACE	6.50		
SHADOWFIRE	7.50		
SPIFFIRE 40	7.50		
SUPER HUEY	8.95		
THEATRE EUROPE	7.50		
ENTOMBED	7.50		
JUMP JET	7.50		
REALM IMPOSSIBILITY	7.50		
ELITE	10.95		
DAMBUSTERS	7.50		

CHEQUES/P.O. PAYABLE TO: IT'S  
SEND TO: HITS, 33 FOSCOTE ROAD, LONDON NW4 3SE.  
PRICES INCLUDE DELIVERY CHARGES  
ALMOST 25% OFF RETAIL PRICE FOR MOST ITEMS



ATARI 48K



# Rampant Squashy Things

by Michael Kempster

What a shame! You have been chosen to rid the maze complex of the Rampant Squashy Things. The only way to destroy them is to collect all the thirty crystals throughout the maze. Luckily the aliens cannot appear in a room with a crystal but once the crystal has been collected the room will be inhabited next time you enter.

The aliens go twice as fast through walls than on empty ground. Go into a crystal to collect it and continue on your journey. In one or two rooms, instead of a crystal there will be an alien.

When the game is run please wait for 20 seconds and the main title will appear. While you are waiting there will be notes which change to signify the game working.

Set the margin to 0, by POKE 82,0. This is so that the long lines will fit in.

Type all data very carefully.

This game would be difficult to convert to another micro unless sprites are available, ie C64.

0 REM \*\*\*\*\*

1-REM \*\* RAMPANT SQUASHY THINGS \*\*

2 REM \*\* by \*\*

3 REM \*\* Michael Kempster \*\*

4 REM \*\* ----- \*\*

5 REM \*\* APR 1985 \*\*

6 REM \*\*\*\*\*

7 REM

8 REM

10 GOSUB 25000

20 GOSUB 20000

30 FOR N=0 TO 3:A=USR(1568,N,0,0):NEXT N  
:POKE 704,10:POKE 705,47

40 SC=0:X=125:Y=105:MAZX=1:MAZY=1:AS=1:F=0  
:RST=0:CRX=0:CRY=0:AMC=0:LI=3:POKE 53278,0

50 GOSUB 15000:POKE 559,62:AX=125:AY=150

99 REM MAIN LOOP

100 ST=STICK(0):SOUND 0,200,10,10:SOUND 2,  
Y,12,10:POKE 53768,15

110 X=X+((ST=7 OR ST=6 OR ST=5)-(ST=11 OR  
ST=10 OR ST=9))\*3:Y=Y+((ST=13 OR ST=9 OR S  
T=5)-(ST=14 OR ST=10 OR ST=6))\*3

120 N=USR(1568,0,X,Y,F+16):IF PEEK(53252)<  
>0 THEN 1000

125 IF PEEK(53260)=4 AND PEEK(53262)=1 THE  
N GOTO 1000

126 IF PEEK(53260)=2 AND PEEK(53261)=1 THE  
N GOSUB 500

130 IF SUR=6 THEN N=USR(1568,1,CRX,CRY,F+1  
2)

140 IF X>200 THEN X=50:MAZX=MAZX+1:GOSUB 6  
00:GOTO 100

150 IF X<50 THEN X=200:MAZX=MAZX-1:GOSUB 6  
00:GOTO 100

160 IF Y<40 THEN Y=170:MAZY=MAZY-1:GOSUB 6  
00:GOTO 100

170 IF Y>170 THEN Y=40:MAZY=MAZY+1:GOSUB 6  
00:GOTO 100

200 SOUND 0,0,0,0:SOUND 1,0,0,0:IF RST=0 T  
HEN 300

210 AS=1:IF PEEK(53254)<>0 THEN AS=2

220 IF X<AX THEN AX=AX-AS:GOTO 240

230 AX=AX+AS:GOTO 240

240 IF Y<AY THEN AY=AY-AS:GOTO 260

250 AY=AY+AS

260 N=USR(1568,2,AX,AY,F+V6):POKE 53278,0

300 POKE 704,F\*16+15:F=F+1:IF F=4 THEN F=0

310 GOTO 100





```

500 MAZE(MAZX,MAZY)=10:AMC=AMC+1:SC=SC+10:
N=USR(1568,1,0,0):CRX=0:CRY=0
510 POSITION 6,11: ? #6;SC:FOR N=100 TO 20
0 STEP 4
520 SOUND 0,N,N/16,N/16:SOUND 1,N,10,N/16+
2:NEXT N:POKE 53278,0
530 SOUND 0,0,0,0:SOUND 1,0,0,0:IF AMC=30
THEN GOTO 3000
540 RETURN
600 REM
610 FOR N=0 TO 3:Q=USR(1568,N,0,0):NEXT
N
620 GOSUB 15000:POKE 559,62
630 RETURN
1000 REM
1010 LI=LI-1:POSITION 18,11: ? #6;LI;
1020 FOR N=0 TO 255 STEP 4:POKE 704,N:SOUN
D 0,N,10,N/16+2:SOUND 1,N/10,12,15
1030 NEXT N:POKE 704,15:SOUND 0,0,0,0:SOUN
D 1,0,0,0:FOR N=1 TO 50:NEXT N
1040 IF LI<=0 THEN 1500
1050 IF SUR=10 THEN X=50:Y=105:AX=125:AY=1
05:GOSUB 1100:GOTO 100
1055 IF SUR=6 THEN X=50:Y=105:GOSUB 1100:G
OTO 100
1060 X=125:Y=105:AX=125:AY=170:GOSUB 1100:
GOTO 100
1100 N=USR(1568,0,X,Y,F+16):N=USR(1568,2,A
X,AY,F+V6):POKE 53278,0:RETURN
1500 ? #6;CHR$(125):FOR N=0 TO 3:Q=USR(156
8,N,0,0):NEXT N:POSITION 4,3: ? #6;"GAME
OVER"
1505 SOUND 0,0,0,0:SOUND 1,0,0,0:SOUND 2,0
,0,0
1510 POSITION 1,5: ? #6;"PLEASE try AGAIN"
1515 IF SC>HI THEN HI=SC
1520 FOR N=1 TO 1000:NEXT N:GOSUB 21000:GO
SUB 20000:GOTO 30
3000 ? #6;CHR$(125):FOR N=0 TO 3:Q=USR(156
8,N,0,0):NEXT N
3005 SOUND 0,0,0,0:SOUND 1,0,0,0
3010 POSITION 3,1: ? #6;"CONGRATULATIONS":P
OSITION 4,3: ? #6;"YOU HAVE WON ":POSITION
9,5: ? #6;"it"
3020 POSITION 6,7: ? #6;"try again"
3030 FOR N=1 TO 1000:NEXT N
3040 GOTO 1515

```



```

15000 ? #6;CHR$(125):POKE 559,0:POSITION 0
,11: ? #6;"score:";SC:POSITION 12,11: ? #6;"
lives:";LI
15010 COLOR 223:PLOT 0,10:DRAWTO 19,10:COL
=INT(RND(0)*2)+1:COLOR 234:IF COL=1 THEN C
OLOR 196
15020 SUR=MAZE(MAZX,MAZY):RST=1:IF SUR=6 T
HEN RST=0
15030 IF SUR<>6 THEN AX=125:AY=105:V6=INT(
RND(0)*3)*4
15040 IF V6=0 THEN POKE 706,54
15043 IF V6=4 THEN POKE 706,202
15045 IF V6=8 THEN POKE 706,246
15050 ON SUR GOTO 15100,15200,15300,15400,
15500,15600,15700,15800,15900,15600
15100 FOR N=0 TO 9:PLOT 0,N:DRAWTO 7,N:NEX
T N:FOR N=0 TO 2:PLOT 7,N:DRAWTO 19,N:NEXT
N:FOR N=7 TO 9:PLOT 12,N
15110 DRAWTO 19,N:NEXT N:RETURN
15200 FOR N=0 TO 9:PLOT 12,N:DRAWTO 19,N:N
EXT N:FOR N=0 TO 2:PLOT 0,N:DRAWTO 11,N:NE
XT N
15210 FOR N=7 TO 9:PLOT 0,N:DRAWTO 7,N:NEX
T N:RETURN
15300 FOR N=0 TO 9:PLOT 0,N:DRAWTO 7,N:NEX
T N:FOR N=0 TO 2:PLOT 12,N:DRAWTO 19,N:NEX
T N
15310 FOR N=7 TO 9:PLOT 8,N:DRAWTO 19,N:NE
XT N:RETURN
15400 FOR N=0 TO 9:PLOT 12,N:DRAWTO 19,N:N
EXT N:FOR N=0 TO 2:PLOT 0,N:DRAWTO 7,N:NEX
T N
15410 FOR N=7 TO 9:PLOT 0,N:DRAWTO 12,N:NE
XT N:RETURN
15500 FOR N=0 TO 2:PLOT 0,N:DRAWTO 19,N:NE
XT N:FOR N=7 TO 9:PLOT 0,N:DRAWTO 7,N:PLOT
12,N:DRAWTO 19,N:NEXT N
15510 RETURN
15600 ON INT(RND(0)*2)+1 GOTO 15605,15650
15605 FOR N=0 TO 2:PLOT 0,N:DRAWTO 2,N:PLO
T 17,N:DRAWTO 19,N:PLOT 0,N+7:DRAWTO 2,N+7
15610 PLOT 17,N+7:DRAWTO 19,N+7:NEXT N:PLO
T 3,0:DRAWTO 16,0:PLOT 3,9:DRAWTO 16,9:PLO
T 5,3:DRAWTO 5,6
15620 PLOT 14,3:DRAWTO 14,6:PLOT 8,1:DRWT
O 8,3:PLOT 11,1:DRAWTO 11,3:PLOT 8,6:DRWT
O 8,8:PLOT 11,6:DRAWTO 11,8
15630 IF SUR=6 THEN AX=0:AY=0:CRX=125:CRY=
158:RETURN
15640 CRX=0:CRY=0:AX=125:AY=105:RETURN
15650 PLOT 0,2:DRAWTO 0,0:DRAWTO 19,0:DRW
TO 19,2:PLOT 0,7:DRAWTO 0,9:DRAWTO 19,9:DR
AWTO 19,7
15660 PLOT 3,3:DRAWTO 3,8:PLOT 6,3:DRAWTO
6,6:PLOT 9,1:PLOT 9,5:DRAWTO 9,8:PLOT 12,1
:DRAWTO 12,4
15670 PLOT 12,8:PLOT 13,4:PLOT 13,8:PLOT 1
6,3:DRAWTO 16,6
15680 IF SUR=6 THEN AX=0:AY=0:CRX=133:CRY=
158:RETURN
15690 CRX=0:CRY=0:AX=125:AY=105:RETURN

```

```

15700 FOR N=7 TO 9:PLOT 0,N:DRAWTO 19,N:NE
XT N:FOR N=0 TO 2:PLOT 0,N:DRAWTO 7,N:PLOT
12,N:DRAWTO 19,N:NEXT N
15710 RETURN
15800 FOR N=0 TO 9:PLOT 12,N:DRAWTO 19,N:N
EXT N:FOR N=0 TO 2:PLOT 0,N:DRAWTO 7,N:NEX
T N
15810 FOR N=7 TO 9:PLOT 0,N:DRAWTO 7,N:NEX
T N:RETURN
15900 FOR N=0 TO 9:PLOT 0,N:DRAWTO 7,N:NEX
T N:FOR N=0 TO 2:PLOT 12,N:DRAWTO 19,N:NEX
T N
15910 FOR N=7 TO 9:PLOT 12,N:DRAWTO 19,N:N
EXT N:RETURN
19999 REM MAIN TITLE SCREEN
20000 GRAPHICS 2+16:POKE 708,250:POKE 709,
15:POKE 710,58:POKE 711,122:POKE 756,CHSET
:POKE 559,62:S=0
20005 SOUND 0,200,10,10:SOUND 1,99,8,10:PO
KE 704,47:POKE 705,54:POKE 706,202:POKE 70
7,246
20010 POSITION 2,0: ? #6;"RAMPANT SQUASHY"
:POSITION 7,1: ? #6;"THINGS":POSITION 5,3: ?
#6;"crystal"
20020 POSITION 6,4: ? #6;"strawberry"
20030 POSITION 5,5: ? #6;"apple"
20040 POSITION 6,6: ? #6;"potato"
20050 POSITION 1,9: ? #6;"score:";SC
20060 POSITION 13,9: ? #6;"hi:";HI
20070 POSITION 4,10: ? #6;"press START"
20080 FOR F=0 TO 3:X=USR(1568,0,70,80,F+12
):X=USR(1568,1,80,90,F):X=USR(1568,2,70,11
3,F+4):X=USR(1568,3,80,132,F+8)
20090 IF PEEK(53279)=6 THEN SOUND 0,0,0,0:
SOUND 1,0,0,0:RETURN
20095 S=S+1:POKE 53768,S:IF S>254 THEN S=0
20100 FOR Z=1 TO 10:NEXT Z:NEXT F:GOTO 200
80
21000 REM DEFINE MAZE
21010 RESTORE 21500:FOR A=1 TO 8:FOR B=1 T
O 8:READ C:MAZE(B,A)=C:NEXT B:NEXT A:RETUR
N
21499 REM MAZE DATA
21500 DATA 1,6,6,5,6,10,6,2
21510 DATA 9,6,2,3,6,6,6,8
21520 DATA 9,6,7,6,6,5,6,4
21530 DATA 3,5,6,10,6,7,5,2
21540 DATA 1,7,6,6,6,6,7,8
21550 DATA 9,6,6,6,6,5,6,4
21560 DATA 9,6,5,10,6,7,6,2
21570 DATA 3,10,7,6,6,6,6,4
24999 REM 1ST TITLE SCREEN
25000 GRAPHICS 1+16:POKE 708,250:POKE 709,
15:POKE 710,58:DL=PEEK(741)+PEEK(742)*256:
POKE DL+18,7:POKE DL+19,7
25010 POSITION 2,3: ? #6;"PARAMOUNTAIN":POS
ITION 8,5: ? #6;"SOFTWARE":POSITION 5,7: ? #
6;"presents"
25020 POSITION 3,12: ? #6;"RAMPANT SQUASHY"
:POSITION 7,13: ? #6;"THINGS":POSITION 9,16
: ? #6;"by"
25030 POSITION 2,19: ? #6;"michael kempster"
"
30000 REM INITIALISE - PLAYER ANIMATOR
PAGE 6 - ISSUE 13
30005 SOUND 0,200,10,5:SOUND 1,99,12,5

```



```

30010 CHSET=PEEK(106)-8:CH=CHSET*256:DIM M
$(32),CHAR$(40),MAZE(8,8):RESTORE 30500:FO
R I=1 TO 32:READ A
30020 M$(I,I)=CHR$(A):NEXT I:A=USR(ADR(M$)
,57344,CH):CHAR$="ABCDEFGHIJKLMNOPQRSTUVWXYZ
0123456789"
30025 SOUND 1,200,12,8
30030 FOR I=1 TO LEN(CHAR$):CHPOS=CH+(ASC(
CHAR$(I))-32)*8:FOR J=0 TO 7:READ K:POKE C
HPOS+J,K:NEXT J:NEXT I
30040 POKE 106,PEEK(106)-16:PMST=PEEK(106)
:F=PMST*256:RESTORE 30100:POKE 756,CHSET:S
OUND 1,100,12,8
30050 FOR A=1536 TO 1758:READ B:POKE A,B:N
EXT A:POKE 559,62:POKE 54279,PMST:FOR Q=0
TO 3:POKE 53248+Q,0:NEXT Q
30055 POKE 53277,3:X=USR(1536,PMST):RESTOR
E 30200
30060 SOUND 1,200,2,8:FOR A=0 TO 318 STEP
2:READ B:POKE F+A,B:POKE F+A+1,B:NEXT A
30070 GOSUB 21000:RETURN
30099 REM DATA FOR M/C
30100 DATA 104,104,104,141,218,6,24,105,4,
141,219,6,169,0,162,3,157,200,6,202,16,250
,169,7,162
30110 DATA 6,160,67,32,92,228,96,169,1,141
,220,6,104,104,104,170,104,104,157,200,6,1
04,104,157,212
30120 DATA 6,104,104,157,204,6,169,1,157,2
00,6,169,0,141,220,6,96,173,220,6,240,3,76
,98,228
30130 DATA 162,3,189,200,6,200,6,202,16,24
8,76,98,228,142,216,6,169,0,157,200,6,141,
221,6,189
30140 DATA 204,6,201,16,16,21,189,204,6,10
,10,10,133,205,173,221,6,24,109,218,6,1
33,206,76
30150 DATA 152,6,173,221,6,24,105,1,141,22
1,6,189,204,6,56,233,16,157,204,6,201,16,4
8,213,76
30160 DATA 127,6,173,219,6,24,109,216,6,13
3,204,169,0,133,203,160,255,145,203,136,20
8,251,189,212,6
30170 DATA 133,203,160,0,177,205,145,203,2
00,192,16,208,247,174,216,6,189,208,6,157,
0,208,24,144,131
30180 DATA 0,0,0,0,0,0,0,0,0,0,0,0,0,0,0
,0,0,0,0,0,0
30190 DATA 192,208,224,240,0,0,0,0,0,0,0
30199 REM DATA FOR P/M GRAPHICS
30200 DATA 36,24,126,219,126,60,24,0
30210 DATA 36,24,126,219,126,60,0,0
30220 DATA 0,60,126,219,126,24,0,0
30230 DATA 36,24,126,219,126,60,0,0
30240 DATA 56,16,56,124,214,254,68,56
30250 DATA 0,16,56,124,214,254,108,56
30260 DATA 0,0,56,124,214,254,124,56
30270 DATA 0,16,56,124,214,254,108,56
30280 DATA 60,126,90,255,255,255,126,60
30290 DATA 60,126,90,255,255,195,126,60
30300 DATA 60,126,90,255,255,195,66,60
30310 DATA 60,126,90,255,255,195,126,60
30320 DATA 64,228,78,4,64,228,78,4
30330 DATA 8,92,232,64,8,92,232,64
30340 DATA 16,56,80,228,78,20,56,16

```

```


30350 DATA 32,112,36,78,228,72,28,8
30360 DATA 60,219,60,24,126,90,24,60
30370 DATA 60,90,60,24,126,24,24,60
30380 DATA 60,24,60,90,126,24,60,0
30390 DATA 60,90,60,24,126,24,24,60
30499 REM DATA FOR M/C
30500 DATA 104,104,133,213,104,133,212,104
,133,215,104,133,214,162,4,160,0,177,212,1
45,214,200,200,249,230,213
30510 DATA 230,215,202,200,240,96
30519 REM DATA FOR CHARACTERS
30520 DATA 0,28,62,119,127,119,119,119
30530 DATA 0,126,115,126,127,115,127,126
30540 DATA 0,63,112,112,112,127,127,63
30545 DATA 126,126,126,0,231,231,231,0
30550 DATA 0,127,112,124,112,127,127,127
30555 DATA 0,127,112,124,112,112,112,112
30560 DATA 0,63,112,112,119,115,127,62
30570 DATA 0,119,119,127,127,127,119,119
30580 DATA 0,127,127,0,127,127,127,127
30585 DATA 36,102,195,24,24,195,102,36
30590 DATA 0,115,119,126,124,127,119,115
30600 DATA 0,96,96,96,96,127,127,127
30610 DATA 0,99,127,127,127,107,99,99
30620 DATA 0,115,123,127,127,119,115,115
30630 DATA 0,62,119,119,119,127,127,62
30640 DATA 0,126,115,127,126,112,112,112
30650 DATA 0,62,119,119,119,127,124,59
30660 DATA 0,126,115,127,126,119,119,119
30670 DATA 0,63,127,126,126,7,127,126
30680 DATA 0,127,127,62,62,62,62,62
30690 DATA 0,119,119,119,119,127,127,62
30700 DATA 0,119,119,119,119,127,62,28
30710 DATA 0,99,99,107,127,127,127,99
30720 DATA 0,119,119,127,28,28,62,62
30730 DATA 0,62,119,119,127,127,127,62
30740 DATA 0,28,60,28,28,28,127,127
30750 DATA 0,60,126,7,14,28,127,127
30760 DATA 0,62,127,7,31,7,127,62
30770 DATA 0,119,119,119,127,127,7,7
30780 DATA 0,127,127,112,126,7,127,126
30790 DATA 0,28,56,112,126,119,127,62
30800 DATA 0,127,127,7,14,28,56,48
30810 DATA 0,62,119,62,119,119,127,62
30820 DATA 0,62,127,119,63,14,28,56
30830 REM DONE!!!!

```

**Rampant  
Squashy  
Things**

**75**





# GALAX-INVADERS

Galex-Vaders runs on any BBC micro with 32K or Electron. If you think it's another Space Invaders game with 48 marching invaders, 3 kinds of invaders, mystery ship and bombs that erode your defences!!...

Well you are right but you've got all that and much more. In fact these invaders get tired of marching side to side and suddenly leave formation to furiously attack your laser base. So what you've got is a good mix of "Galax-ians" and "Space

Invaders" with all the action you can expect from a machine-code arcade game.

As you see the Game is in two parts: Program 1 contains all the machine code and I advise you to

type it carefully and save it before you run it otherwise all your work can be lost. Then type Program 2 and save it just after Program 1. To play the game just enter "CHAIN" and that's all.

```

10 REM =====
20 REM = Galexvaders =
30 REM = by =
40 REM = C.Rondao =
50 REM = Lisb/Dez/84 =
60 REM =====
70 MODE7
80 PROCTEXT
90 ML=&79;MH=&7A;CONT=&7B;LP=&7C;RET=&7D
100 LIV=19500
110 LIV=LIV+1;MYT=LIV+1;MYL=MYT+1;MYH=MYL+1;SHIPDEA
D=MYH+1;RE=SHIPDEAD+1;CSHOT=RE+1;GAL=CSHOT+1;BAH=GAL+4;
BL=BAH+4;DRMISS=SL+4;AS=DRMISS+8;DRMYST=AS+8;TPEXP=DRMY
ST+32
120 SHOT=TPEXP+32;NINV=SHOT+1;LIDEAD=NINV+1;SCR=LIDEA
D+1;FPL=SCR+1;FPH=FPL+1;CONT1=FPH+1;NAV=CONT1+1;THEXP=N
AV+16;INV=THEXP+16;INV0=INV+16;INV10=INV0+16;INV21=INV

```

# 76



```

10+16: INV30=INV21+16: INV11=INV30+16: INV20=INV11+16: INV3
1=INV20+16
130 DDEF=INV31+16: IPL=DDEF+8: IPH=IPL+48: D0=IPH+48: FE
NSE=D0+48: PORT=FENSE+48: D1=PORT+1: COL=D1+48: COH=COL+48:
ROF=COH+48: ROF1=ROF+1
140 NAL=ROF1+1: BA0=NAL+1: BA1=BA0+1
150 FE=BA1+1: FIL=FE+3: FIH=FIH+3
160 FOR A=DDEF TO DDEF+7: READ B: ?A=B: NEXT
170 DATA 0,68,153,102,119,34,221,170
180 FOR A=THEXP TO THEXP+15: READ B: ?A=B: NEXT
190 DATA 33,65,130,62,18,99,134,64,64,172,20,228,135
,152,108,72
200 FOR A=DRMYST TO DRMYST+31: READ B: ?A=B: NEXT
210 DATA 0,0,51,255,255,51,0,0,16,233,255,255,244,25
5,255,6,128,121,255,255,246,255,255,6,0,0,204,255,247,2
04,0,0
220 FOR A=FENSE TO FENSE+47: READ B: ?A=B: NEXT
230 DATA 0,0,0,0,17,51,119,255,0,51,119,255,255,255,
255,255,255,255,255,255,255,255,255,255,255,255,255,
255,255,255,255,0,204,238,255,255,255,255,255,255,0,0,0,0,
136,204,238,255
240 FOR A=AS TOAS+7: READ B: ?A=B: NEXT
250 DATA 0,32,64,32,16,32,64,32
260 FOR A=NAV TO NAV+15: READ B: ?A=B: NEXT
270 DATA 1,1,1,3,55,111,14,10,0,0,0,12,206,111,7,5
280 FOR A=TPEXP TO TPEXP+31: READ B: ?A=B: NEXT
290 DATA 0,48,76,131,224,65,48,0,194,21,0,16,124,0,2
1,130,28,6,34,192,162,1,2,20,128,104,56,6,24,40,192,0
300 FOR A=INV20 TO INV20+15: READ B: ?A=B: NEXT
310 DATA 68,34,17,35,87,159,174,204,34,68,136,76,174,
159,87,51
320 FOR A=DRMISS TO DRMISS+7: READ B: ?A=B: NEXT
330 DATA 0,96,96,96,253,255,102,0
340 FOR A=INV21 TO INV21+15: READ B: ?A=B: NEXT
350 DATA 68,34,221,174,87,35,17,0,34,68,107,87,174,76
,136,0
360 FOR A=INV30 TO INV30+15: READ B: ?A=B: NEXT
370 DATA 224,67,33,71,103,204,68,34,112,44,72,46,110,
51,34,68
380 FOR A=INV31 TO INV31+15: READ B: ?A=B: NEXT
390 DATA 224,67,33,71,103,68,136,136,112,44,72,46,110
,34,17,17
400 FOR A=INV10 TO INV10+15: READ B: ?A=B: NEXT
410 DATA 204,207,101,3,97,192,64,32,51,63,106,12,104,
48,32,64
420 FOR A=INV11 TO INV11+15: READ B: ?A=B: NEXT
430 DATA 204,207,101,3,97,64,128,128,51,63,106,12,104
,32,16,16
440 FOR IX=0 TO2 STEP 2: PX=20300
450 OPT IX
460 .START
470 LDX#0
480 .R0
490 LDA#1: STA D0,X: LDA#0: STAD1,X: INX: CPX#48: BNE R0
500 LDA#60: STA FPL: LDA#5E: STA FPH
510 .B10
520 LDA#50: STA#80: LDA#7F: STA#81
530 LDA#16: STA CONT1: STA ROF1
540 LDA#1: STA ROF: LDA#0: STA NAL
550 LDY#15
560 .N0
570 LDA NAV,Y: STA(&80),Y: DEY: BPL N0
580 LDA#48: STA NINV: LDA#4: STA CSHOT: STA CONT: LDA#0: S
TA SHIPDEAD: STA SHOT: STA LIDEAD: STA LP: LDA#0: STA ML: LDA
#0: STA MH
590 LDA#10: STA MYT: LDA#1: STA LIV: STA ROF: LDA#0: STA L
IV0
600 .DRAGAIN
610 LDY#15
620 .R1
630 LDA INV10,Y: STA INV,Y: DEY: BPL R1
640 LDA FPL: STA#70: LDA FPH: STA#71
650 LDX#0
660 .R2
670 LDA#70: STA IPL,X: LDA#71: STA IPH,X
680 LDY#15
690 .R3
700 LDA INV,Y: STA(&70),Y: DEY: BPL R3
710 INX: CPX#0: BEQ MORE: CPX#16: BEQ MORE: CPX#24: BEQ MOR
E: CPX#32: BEQ MORE: CPX#40: BEQ MORE: CPX#48: BEQ NEND
720 CLC: LDA#70: ADC#32: STA#70: LDA#71: ADC#0: STA#71

```

```

730 JMP R2
740 .MORE
750 CLC: LDA#70: ADC#160: STA#70: LDA#71: ADC#1: STA#71

760 TXA: CMP#16: BEQ FCH: CMP#32: BEQ SCH
770 JMP R2
780 .FCH
790 LDY#15
800 .R3
810 LDA INV21,Y: STA INV,Y: DEY: BPL R3
820 JMP R2
830 .SCH
840 LDY#15
850 .R4
860 LDA INV30,Y: STA INV,Y: DEY: BPL R4
870 JMP R2
880 .NEND
890 RTS
900 .MOVALL
910 LDA RET: BEQ WR0
920 LDA#40: STA PORT: JSR DELAY
930 DEC RET: RTS
940 .WR0
950 LDA#20: STA RET
960 LDY#15
970 .L6
980 LDA INV10,Y: STA INV,Y: LDA INV11,Y: STA INV0,Y: DEY:
BPL L6
990 LDX#0
1000 .L7
1010 LDA D0,X: BEQ DEAD1
1020 LDA IPL,X: STA#70: LDA IPH,X: STA#71
1030 JSR ALE: CMP#20: BCS L07
1040 JSR DOB
1050 .L07
1060 LDY#15
1070 .L8
1080 LDA#0: STA(&70),Y: DEY: BPL L8
1090 CLC: LDA#70: ADC ML: STA#70: LDA#71: ADC MH: STA#71
1100 LDA LP: BNE P1
1110 LDY#15
1120 .L9
1130 LDA INV,Y: STA(&70),Y: DEY: BPL L9
1140 JMP DEAD0
1150 .P1
1160 LDY#15
1170 .P2
1180 LDA INV0,Y: STA(&70),Y: DEY: BPL P2
1190 .DEAD0
1200 LDA#70: STA IPL,X: LDA#71: STA IPH,X
1210 .DEAD1
1220 INX: CPX#16: BEQ P3: CPX#32: BEQ P5: CPX#48: BNE L7
1230 DEC CONT: BNE F0
1240 LDA ML: CMP#0: BEQ F1
1250 LDA#0: STA ML: LDA#0: STA MH
1260 LDA#6: STA CONT
1270 JMP F0
1280 .F1
1290 LDA#240: STA ML: LDA#255: STA MH
1300 LDA#6: STA CONT
1310 .F0
1320 LDA LP: BNE F2
1330 LDA#1: STA LP: RTS
1340 .F2
1350 LDA#0: STA LP: RTS
1360 .P3

```



```

1370 LDY#15
1380 .P4
1390 LDA INV21,Y:STA INV,Y:LDA INV20,Y:STA INV0,Y:DEY:
BPL P4
1400 JMP L7
1410 .P5
1420 LDY#15
1430 .P6
1440 LDA INV30,Y:STA INV,Y:LDA INV31,Y:STA INV0,Y:DEY:
BPL P6
1450 JMP L7
1460 .RTS
1470 .DRFENSE
1480 LDY#47
1490 .Q0
1500 LDA FENSE,Y:STA(&70),Y:DEY:BPL Q0
1510 LDX#0
1520 .Q3
1530 CLC:LDA&70:ADC#64:STA&70:LDA&71:ADC#1:STA&71
1540 LDY#47
1550 .Q1
1560 LDA#255:STA(&70),Y:DEY:BPL Q1
1570 INX:CPX#3:BNE Q3
1580 .RTS
1590 .MR
1600 LDA CONT1:CMP#32:BEQ S2
1610 LDY#15
1620 .S0
1630 LDA#0:STA(&80),Y:DEY:BPL S0
1640 CLC:LDA&80:ADC#8:STA&80:LDA&81:ADC#0:STA&81
1650 LDY#9:LDA(&80),Y:BNE JMORT
1660 LDY#15
1670 .S1
1680 LDA NAV,Y:STA(&80),Y:DEY:BPL S1
1690 INC CONT1
1700 .S2
1710 .RTS
1720 .JMORT
1730 LDA#1:STA SHIPDEAD:RTS
1740 .MLE
1750 LDA CONT1:BEQ S5
1760 LDY#15
1770 .S3
1780 LDA#0:STA(&80),Y:DEY:BPL S3
1790 SEC:LDA&80:SBC#8:STA&80:LDA&81:SBC#0:STA&81
1800 LDY#1:LDA(&80),Y:BNE JMORT
1810 LDY#15
1820 .S4
1830 LDA NAV,Y:STA(&80),Y:DEY:BPL S4
1840 DEC CONT1
1850 .S5
1860 .RTS
1870 .FIRE
1880 LDX#2
1890 .TAR0
1900 LDA FE,X:BNE TAR1
1910 SEC:LDA&80:SBC#64:STA FIL,X
1920 LDA&81:SBC#1:STA FIH,X
1930 LDA#1:STA FE,X:LDA#0:STA SHOT:RTS
1940 .TAR1
1950 DEX:BPL TAR0
1960 LDA#1:STA SHOT
1970 .RTS
1980 .OBACK
1990 SEC:LDA&82:SBC#0:STA&82
2000 LDA&83:SBC#0:STA&83
2010 .RTS
2020 .W5
2030 LDA#3:STA SCR:LDA#0:STA SHOT:RTS
2040 .W6
2050 JSR OBACK:JMP W5

```

```

2060 .W7
2070 LDA#2:STA SCR:LDA#0:STA SHOT:RTS
2080 .W8
2090 JSR OBACK:JMP W7
2100 .W9
2110 LDA#1:STA SCR:LDA#0:STA SHOT:RTS
2120 .WT0
2130 JSR OBACK:JMP W9
2140 .WR3
2150 CMP#255:BEQ W4
2160 LDA#1:STA LIDEAD:LDA#0:STA FE,X:STA SHOT
2170 LDY#0:LDA(&82),Y:CMP#204:BEQ W5:CMP#51:BEQ W6:CMP
#68:BEQ W7:CMP#34:BEQ W8:CMP#224:BEQ W9:CMP#112:BEQ WT0
2180 LDA#5:STA SCR:RTS
2190 .W4
2200 LDY#7
2210 .V0
2220 LDA DDEF,Y:STA(&82),Y:DEY:BPL V0
2230 LDA#0:STA FE,X:STA SHOT
2240 LDA#250:STA PORT:JSR DELAY:JSR DELAY:JSR DELAY
2250 .RTS
2260 .FIRE1
2270 LDX#2
2280 .TAR2
2290 LDA FE,X:BEQ TAR5
2300 LDA FIL,X:STA&82
2310 LDA FIH,X:STA&83
2320 LDY#7
2330 .TAR3
2340 LDA#0:STA(&82),Y:DEY:BPL TAR3
2350 SEC:LDA&82:SBC#64:STA&82
2360 LDA&83:SBC#1:STA&83
2370 LDY#0:LDA(&82),Y:BEQ WRI
2380 .JMP WR3
2390 .WRI
2400 LDA&83:CMP#&5C:BCS V2
2410 LDA#0:STA FE,X:STA SHOT:JMP TAR5
2420 .V2
2430 LDY#7
2440 .TAR4
2450 LDA#16:STA(&82),Y:DEY:BPL TAR4
2460 LDA&82:STA FIL,X
2470 LDA&83:STA FIH,X
2480 .TAR5
2490 DEX:BPL TAR2
2500 .RTS
2510 .DREXP
2520 LDA SCR:CMP#5:BEQ X1
2530 INC NAL:LDA NAL:CMP#30:BNE RPD
2540 LDA#0:STA ROF
2550 .RPD
2560 LDY#15
2570 .VT1
2580 LDA THEXP,Y:STA(&82),Y:DEY:BPL VT1
2590 .RTS
2600 .X1
2610 LDY#31
2620 .X2
2630 LDA TPEXP,Y:STA(&84),Y:DEY:BPL X2
2640 LDA#1:STA LIV:RTS
2650 .EFAEXP
2660 LDA SCR:CMP#5:BEQ X3
2670 LDY#15
2680 .V01
2690 LDA#0:STA(&82),Y:DEY:BPL V01
2700 .RTS
2710 .X3
2720 LDY#31
2730 .X4
2740 LDA#0:STA(&84),Y:DEY:BPL X4
2750 .RTS
2760 .X5 RTS
2770 .COALIEN
2780 LDA SCR:CMP#5:BEQ X5
2790 LDX#0
2800 .VT2
2810 LDA D0,X:BNE ZK7:LDA D1,X:BEQ JK7
2820 .ZK7
2830 LDA IPL,X:STA&70:LDA IPH,X:STA&71
2840 LDY#0:LDA(&70),Y:CMP#33:BEQ V4

```

CALEN-  
UADERS



```

2850 .JK7
2860 INX:CPX#48:BNE VT2
2870 RTS
2880 .V4
2890 LDA#0:STA D0,X:STA D1,X
2900 LDX#0
2910 .VT6
2920 LDA D0,X:BNE VT7:LDA D1,X:BNE VT7:INX:CPX#48:BNE
VT6
2930 .V5
2940 LDX#0
2950 .V6
2960 LDA#1:STA D0,X:LDA#0:STA D1,X:INX:CPX#48:BNE V6
2970 LDA FPH:CMP#65:BCS NDANCE
2980 CLC:LDA FPL:ADC#64:STA FPL:LDAFPH:ADC#1:STA FPH

2990 .NDANCE
3000 LDA#1:STA ROF:LDA#0:STA NAL
3010 LDA#4:STA CONT:LDA#8:STA ML:LDA#0:STA MH
3020 JSR DRAGAIN
3030 .VT7
3040 RTS
3050 .D06
3060 LDY#0
3070 .D00
3080 LDA SL,Y:BNE D02
3090 SEC:LDA#70:SBCML:STA GAL,Y:LDA#71:SBC MH:STA GAH,
Y
3100 LDA#1:STA SL,Y
3110 RTS
3120 .D02
3130 INY:CPY#4:BNE D00
3140 RTS
3150 .BULLET
3160 LDA CSHOT:BEQ BT1
3170 LDA#6:STA PORT:JSR DELAY
3180 DEC CSHOT:RTS
3190 .BT1
3200 LDA#1:STA CSHOT
3210 LDX#0
3220 .BL0
3230 LDA GAL,X:STA#70:LDA GAH,X:STA#71
3240 LDA SL,X:BEQ BL6
3250 LDY#7
3260 .BL1
3270 LDA#0:STA(&70),Y:DEY:BPL BL1
3280 CLC:LDA#70:ADC#64:STA#70:LDA#71:ADC#1:STA#71
3290 LDA#71:CMP#80:BCS BL06
3300 LDY#0:LDA(&70),Y:CMP#255:BEQ BL3:CMP#1:BEQ BL5:C
MP#8:BEQ BL5
3310 LDY#7
3320 .BL2
3330 LDA AS,Y:STA(&70),Y:DEY:BPL BL2
3340 LDA#70:STA GAL,X:LDA#71:STA GAH,X
3350 .BL6
3360 INX:CPX#4:BNE BL0
3370 RTS
3380 .BL3
3390 LDY#7
3400 .BL4
3410 LDA DDEF,Y:STA(&70),Y:DEY:BPL BL4
3420 .BL06
3430 LDA#0:STA SL,X
3440 INX:CPX#4:BNE BL0
3450 RTS
3460 .BL5
3470 LDA#0:STA SL,X
3480 LDA#1:STA SHIPDEAD
3490 RTS
3500 .MYC
3510 LDA LIV:BEQ MYST
3520 JSR ALE:CMP#100:BCC CY0
3530 RTS
3540 .CY0
3550 JSR ALE:CMP#10:BEQ CY1
3560 RTS
3570 .CY1
3580 LDA#0:STA LIV
3590 LDA#8:STA MYL:LDA#0:STAMYH
3600 LDA#40:STA#84:LDA#5C:STA#85:RTS
3610 .CHOICE

```

```

3620 LDA MYL:CMP#248:BEQ MY1
3630 .MY2
3640 LDA#248:STA MYL:LDA#255:STA MYH:RTS
3650 .MY1
3660 LDA#8:STA MYL:LDA#0:STA MYH:RTS
3670 .MYST
3680 LDA MYT:BEQ MY0
3690 LDA#2:STA PORT:JSR DELAY
3700 DEC MYT:RTS
3710 .MY0
3720 LDA#10:STA MYT
3730 JSR ALE:CMP#10:BCS MRY
3740 JSR CHOICE
3750 .MRY
3760 LDY#31
3770 .MY3
3780 LDA#0:STA(&84),Y:DEY:BPL MY3
3790 CLC:LDA#84:ADC MYL:STA#84:LDA#85:ADC MYH:STA #85
3800 LDA#84:CMP#8:BCC M1:CMP#232:BCS M2
3810 .NOW
3820 LDY#31
3830 .MY4
3840 LDA DRMYST,Y:STA(&84),Y:DEY:BPL MY4
3850 .EMY
3860 RTS
3870 .M1
3880 CLC:LDA#84:ADC#8:STA#84:LDA#85:ADC#0:STA#85
3890 JMP NOW
3900 .M2
3910 SEC:LDA#84:SBC#8:STA#84:LDA#85:SBC#0:STA#85
3920 JMP NOW
3930 .ALE
3940 TXA:STA RE
3950 LDY#8
3960 .B0
3970 CLC:LDA #75+3
3980 BPL ZB
3990 LDX#2
4000 .LI
4010 LDA #75,X:EOR #72,X:STA #75,X
4020 DEX:BPL LI
4030 SEC
4040 .ZB
4050 ROL #75:ROL #75+1:ROL #75+2:ROL #75+3
4060 DEY:BNE B0
4070 LDA RE:TXA
4080 LDA #75+3
4090 .SIL
4100 RTS
4110 .MISSIL
4120 LDA LIV0:BNE SIL1
4130 LDA LIV:BNE SIL
4140 JSR ALE:CMP#3:BCC SIL0
4150 RTS
4160 .SIL0
4170 CLC:LDA#84:ADC#80:STA#86:LDA#85:ADC#1:STA#87
4180 LDA#1:STA LIV0
4190 RTS
4200 .SIL1
4210 LDY#7
4220 .SIL2
4230 LDA#0:STA(&86),Y:DEY:BPL SIL2
4240 CLC:LDA#86:ADC#64:STA#86:LDA#87:ADC#1:STA#87
4250 LDY#0:LDA(&86),Y:CMP#1:BEQ SIL5:CMP#8:BEQ SIL5:CM
P#255:BEQ SUN:CMP#0:BNE SIL6
4260 LDA#87:CMP#7F:BCS SIL6

```



```

4270 .SUN
4280 LDY#7
4290 .SIL3
4300 LDA DRMISS,Y:STA(&86),Y:DEY:BPL SIL3
4310 RTS
4320 .SIL5
4330 LDA#1:STA SHIPDEAD
4340 .SIL6
4350 LDA#0:STA LIV0
4360 RTS
4370 .DSHIP
4380 LDY#15
4390 .DS0
4400 LDA THEXP,Y:STA(&80),Y:DEY:BPL DS0
4410 RTS
4420 .EFSHIP
4430 LDY#15
4440 .EF2
4450 LDA#0:STA(&80),Y:DEY:BPL EF2
4460 LDX#0
4470 .JK
4480 LDA SL,X:BEQ JK3
4490 LDA GAL,X:STA&70:LDA GAH,X:STA&71
4500 LDY#7
4510 .JK1
4520 LDA#0:STA(&70),Y:DEY:BPL JK1
4530 .JK3
4540 LDA#0:STA SL,X
4550 INX:CPX#4:BNE JK
4560 LDX#0
4570 .JK30
4580 LDA FE,X:BEQ JK40
4590 LDA FIL,X:STA&70:LDA FIH,X:STA&71
4600 LDY#7
4610 .JK4
4620 LDA#0:STA(&70),Y:DEY:BPL JK4
4630 LDA#0:STA FE,X:STA SHOT
4640 .JK40
4650 INX:CPX#3:BNE JK30
4660 .JK5
4670 LDA LIV0:BEQ JK8
4680 LDY#7
4690 .JK6
4700 LDA#0:STA(&86),Y:DEY:BPL JK6
4710 LDA#0:STA LIV0
4720 .JK8
4730 LDA#50:STA&80:LDA#&7F:STA&81
4740 LDY#15
4750 .EF0
4760 LDA NAV,Y:STA(&80),Y:DEY:BPL EF0
4770 LDA#0:STA SHIPDEAD
4780 LDA#16:STA CONT1
4790 RTS
4800 .DELAY
4810 LDXPORT
4820 .E0
4830 LDY#20
4840 .E1
4850 NOP:NOP:DEY:BNE E1
4860 DEX:BNE E0
4870 RTS
4880 .PUF
4890 LDA#&40:STA&70:LDA#&67:STA&71
4900 LDX#13
4910 .PUF0
4920 SEC:LDA&70:SBC#16:STA&7E:LDA&71:SBC#0:STA&7F
4930 LDY#16
4940 .PUF1
4950 LDA(&70),Y:STA(&7E),Y:DEY:BNE PUF1
4960 CLC:LDA&70:ADC#16:STA&70:LDA&71:ADC#0:STA&71
4970 DEX:BNE PUF0

```

```

4980 RTS
4990 .600D
5000 LDA ROF:BNE MT12
5010 JSR ALE:CMP#3:BCC MT11
5020 RTS
5030 .MT11
5040 LDX#0
5050 .MT10
5060 LDA D0,X:BEQ MT9
5070 JSR ALE:CMP#20:BCS MT9
5080 LDA#184:STA COL,X
5090 LDA#254:STA COH,X
5100 LDA#0:STA D0,X:LDA IPL,X:STA&70:LDAIPH,X:STA&71
5110 LDY#0:LDA(&70),Y:CMP#224:BEQ PT0:CMP#68:BEQ PT1
5120 LDA#16:STA D1,X:RTS
5130 .PT0 LDA#48:STA D1,X:RTS
5140 .PT1 LDA#32:STA D1,X:RTS
5150 RTS
5160 .MT9
5170 INX:CPX#48:BNE MT10
5180 .MT12
5190 RTS
5200 .MOV48
5210 LDA ROF1:BEQ TTI
5220 DEC ROF1:RTS
5230 .TTI
5240 LDA#3:STA ROF1
5250 LDX#0
5260 .MT13
5270 LDA D1,X:BEQ MT18
5280 LDA IPL,X:STA&70:LDA IPH,X:STA&71
5290 LDY#15
5300 .MT14
5310 LDA#0:STA(&70),Y:DEY:BPL MT14
5320 JSR ALE:CMP#9:BCS TICO
5330 JSR TEST3
5340 .TICO
5350 .MT15
5360 CLC:LDA&70:ADC COL,X:STA&70
5370 LDA&71:ADC COH,X:STA&71
5380 LDA&71:CMP#&5B:BCC TEST3:CMP#&7B:BCC M0TT
5390 SEC:LDA&70:SBC#&00:STA&70
5400 LDA&71:SBC#&19:STA&71
5410 LDA#72:STA COL,X:LDA#1:STA COH,X
5420 .M0TT
5430 LDA GA0:ADC D1,X:STA&8E
5440 LDA GA1:STA&8F
5450 LDY#15
5460 .MT16
5470 LDA(&8E),Y:STA(&70),Y:DEY:BPL MT16
5480 JSR ALE:CMP#50:BCS MT17
5490 JSR D08
5500 .MT17
5510 LDA&70:STA IPL,X:LDA&71:STA IPH,X
5520 .MT18
5530 INX:CPX#48:BNE MT19
5540 RTS
5550 .MT19 JMP MT13
5560 .TEST3
5570 JSR ALE:CMP#230:BCS TEST6:CMP#130:BCS TEST5
5580 LDA#56:STA COL,X:LDA#1:STA COH,X
5590 RTS
5600 .TEST6
5610 LDA#192:STA COL,X:LDA#254:STA COH,X
5620 RTS
5630 .TEST5
5640 LDA#72:STA COL,X:LDA#1:STA COH,X
5650 RTS
5660 JNEXT IX
5670 ?&72=&53: ?&73=&B5: ?&74=&76: !&75=RND
5680 ?0A0=&C7: ?0A1=&4C
5690 PROCTEXT
5700 CHAIN"VADERS2"
5710 DEFPROCTEXT
5720 PRINTTAB(13,4);CHR$(129);"ESMIFRASOFT"
5730 PRINTTAB(15,8);CHR$(132)"PRESENTS"
5740 PRINTTAB(11,13);CHR$(141);CHR$(133);CHR$(136);"BA
LEX-VADERS"
5750 PRINTTAB(11,14);CHR$(141);CHR$(133);CHR$(136);"BA
LEX-VADERS"
5760 ENDPROC

```

GALEX-  
VADERS



```

10 REM =====
20 REM = Galaxvaders =
30 REM = part2 =
40 REM =====
50 SL=&4C3C:FPL=&4C94:FPH=&4C95:SHOT=&4C90:LIDEAD=&4C92:
SHIPDEAD=&4C31:START=&4F4C:DRAGAIN=&4F8E:PUF=&563B:DRFENSE=&
512B:FIRE=&51B9:FIRE1=&5278
60 MR=&5153:MLE=&518A:MOVALL=&5048:MYC=&5453:MISSIL=&55
33:BULLET=&53C6:SCR=&4C93:DSHIP=&559E:EFSHIP=&55A9:DREXP=&52
D0:EFAEXP=&5301:COALIEN=&531D:BOOD=&566C:MOV48=&56C5:FE=&4E9
5
70 DIM NIX(10),NI$(10)
80 MODE5
90 VDU23;8202;0;0;0;
100 ENVELOPE1,0,-8,-3,122,227,245,194,125,-76,-1,-6,126,1
26
110 ENVELOPE2,129,0,0,0,100,0,0,127,-2,0,-1,126,120
120 VDU19,3,4,0,0,0,19,2,2,0,0,0
130 PROCFIRST
140 REPEAT
150 COLOUR 1
160 FOR A=1 TO 94:READ B$:PRINTTAB(15,12);B$:FOR Q=1 TO 3
00:NEXT:CALL PUF
170 IF INKEY(-82) A=95
180 NEXT
190 RESTORE 210
200 UNTIL INKEY(-82)
210 DATA B,B,C, ,I,N,V,A,D,E,R,8, , ,b,y, ,C,.,R,o,n,d,a,
o, ,k, ,A,.,O,t,e,r,o, , ,Z,-,l,e,f,t, ,X,-,r,i,g,h,t, ,S,p,
a,c,e,-,f,i,r,e, , ,B,a,s,e, ,B,o,n,u,s, ,a,t, ,8,0,0,0, , ,
S,-,s,t,a,r,t, , , ,
220 HIX=0:D=0
230 *FX11,0
240 FOR A=0 TO 3:?(8L+A)=0:NEXT:??7D=20
250 FOR A=FE TO FE+2:??A=0:NEXT
260 VDU19,3,4,0,0,0,19,2,2,0,0,0,23;8202;0;0;0;
270 CLS
280 SCX=0:LIX=3:JX=0
290 PROCSCORE:PROCTI:PROCLI
300 PROCBOOD
310 CALL START
320 REPEAT
330 CALL MOVALL
340 CALL BOOD
350 CALL MOV48
360 CALL MYC
370 CALL MISSIL
380 IF INKEY(-67)CALL MR
390 IF INKEY(-98)CALL MLE
400 XX=INKEY(0)
410 IF XX=32 AND ?SHOT=0 SOUND 1,1,1,2:CALL FIRE
420 CALL FIRE1
430 CALL BULLET
440 IF ?LIDEAD=1 PROC9C
450 IF ?SHIPDEAD=1 PROCDEAD
460 UNTIL LIX=0
470 *FX15,1
480 MODE7
490 IF D=1 GOTO 580
500 RESTORE 570
510 A=5000
520 FOR I=1 TO 10
530 A=A-RND(500)
540 READ B$:NI$(I)=B$:NIX(I)=A
550 NEXT
560 D=1
570 DATA Carlos Rondao,Ana Otero,Paula Rondao,Sergio Tavar
es,Ze V. Matos,J.Nelas,Pedro Jordao,Jose Afonso,Jose Rodrigu
es,Joao Comparada
580 PROCHI
590 PROCHITABLE
600 HIX=NIX(1)
610 IF S$="Y" MODE5:GOTO 240
620 *FX12,0
630 END
640 DEFPROC9C
650 CALL DREXP
660 SCX=SCX+10*?SCR:PROCSCORE
670 IF SCX>8000 AND JX=0 SOUND 3,-15,200,5:??X=LIX+1:PROC
LI:JX=1
680 IF ?SCR=5 SOUND&0010,2,4,2
690 ?LIDEAD=0
700 CALL COALIEN
710 CALL EFAEXP
720 ENDPROC

```

```

730 DEFPROCSCORE
740 COLOUR1
750 PRINTTAB(1,1)LEFT$("00000",5-LEN(STR$SCX));SCX;
760 ENDPROC
770 DEFPROCTI
780 COLOUR1
790 PRINTTAB(14,1)LEFT$("00000",5-LEN(STR$HIX));HIX;
800 ENDPROC
810 DEFPROCDEAD
820 CALL DSHIP
830 LIX=LIX-1
840 PROCLI
850 SOUND&0010,2,6,20
860 FOR Q=0 TO500:NEXT
870 CALL EFSHIP
880 PROCBROW
890 ?SHIPDEAD=0
900 ENDPROC
910 DEFPROCLI
920 COLOUR 3:PRINTTAB(9,1)LEFT$("00",2-LEN(STR$LIX));LIX;
930 ENDPROC
940 DEFPROCFIRST
950 VX=30
960 FOR C=6 TO 15 STEP 4:COLOUR RND(2)+1:PRINTTAB(6,C);VX;
"Points"
970 VX=VX-10
980 NEXT
990 ?FPL=&60:??FPH=&5E
1000 CALL DRAGAIN
1010 PROCBOOD
1020 ENDPROC
1030 DEFPROCBOOD
1040 B=&48:??70=&48
1050 FOR A=1 TO 4
1060 ??71=&77
1070 IF A=4 ??71=&78:??70=&38
1080 CALL DRFENSE
1090 B=B+&50
1100 ??70=B
1110 NEXT
1120 ENDPROC
1130 DEFPROCROW
1140 IF LIX=0 ENDPROC
1150 COLOUR1:PRINTTAB(5,24);"Press 'A'"
1160 REPEAT S$=GET$: UNTIL S$="A"
1170 COLOUR0:PRINTTAB(5,24);"Press 'A'"
1180 ENDPROC
1190 DEFPROCHITABLE
1200 FOR A=0 TO 2 STEP 2:PRINTTAB(4,A);CHR$(129);"-----
---":NEXT
1210 PRINTTAB(4,1);CHR$(130);"Best Scores"
1220 I=0
1230 FOR A=3 TO 21 STEP 2
1240 I=I+1
1250 PRINTTAB(3,A);CHR$(131);I;". ";TAB(6,A);CHR$(130);LEFT$
("00000",5-LEN(STR$NIX(I)))NIX(I);
1260 PRINTTAB(0,A+1);CHR$(129);NI$(I)
1270 NEXT
1280 PRINTTAB(4,24);CHR$(130);"Another Game ?"
1290 REPEAT:S$=GET$:UNTIL S$="Y" OR S$="N"
1300 ENDPROC
1310 DEFPROCHI
1320 I=0
1330 REPEAT
1340 I=I+1
1350 UNTIL NIX(I)<SCX OR I=10
1360 IF NIX(I)<SCX P=10:REPEAT:NIX(P)=NIX(P-1):NI$(P)=NI$(P
-1):P=P-1:UNTIL P=I-1 ELSE GOTO 1400
1370 NIX(I)=SCX
1380 INPUTTAB(1,10)"Your Name",NI$(I)
1390 HIX=NIX(1)
1400 CLS
1410 ENDPROC

```





By Richard Palmer

In this game you are a busy little bee collecting pollen. You must collect 20 pieces of pollen in the time given (3 minutes 20 seconds, 200 on your timer).

If you do not succeed in collecting 20 pieces of pollen or you get caught in a spiders web then a very angry spider will drag you away.

If you succeed in collecting 20 pieces of pollen the game moves to the next level and the next 20 pieces are harder to collect.

The game will carry on until your time reaches 200 or you get caught by the hungry spider.

The object of the game is to collect as many pieces of pollen as you can before the hazards of doom confine you to infinite darkness.


```
0 PRINT "J":POKE53280,6:POKE53281,6:PRINT "PLEASE WAIT."
1 PRINT "I AM SETTING THE GRAPHICS UP"
10 POKE52,48:POKE56,48:CLR
11 POKE56334,PEEK(56334)AND254
12 POKE1,PEEK(1)AND251
13 FORI=0TO511:POKEI+12288,PEEK(I+53248):NEXT
14 POKE1,PEEK(1)OR4
15 POKE56334,PEEK(56334)OR1
20 FORI=0TO511STEP8:A=12288+1:I=B=PEEK(A):POKEA,BAND4:NEXT
50 PC=49152
60 READC0:IFC0=-1THEN100
70 POKEPC,C0:PC=PC+1:GOTO60
100 PC=13312
110 READC0:IFC0=-1THEN200
120 POKEPC,C0:PC=PC+1:GOTO110
200 PC=12504
210 READC0:IFC0=-1THEN230
220 POKEPC,C0:PC=PC+1:GOTO210
230 GOTO300000
235 POKE53280,6:POKE53281,6:PRINT "J":GOSUB20000
300 V=53248:POKEV+21,135:POKEV+26,1:POKEV,150:POKEV+1,150:POKE2047,216:SC=0:L=0
305 POKEV+46,7:POKEV+37,0:POKEV+38,7:POKEV+39,0:POKEV+40,1:POKE2041,212
306 POKEV+23,2:POKEV+29,2:POKEV+41,0
307 POKE54296,15:POKE54295,0:S=30:U=30:S0=13
310 POKE53270,24:POKE53272,26:POKE53282,13:POKE53283,2
```

82









```

50610 DATA 0,0,0,0,0,0,0
50620 DATA 0,0,0,0,0,0,120
50630 DATA 0,248,135,55,4,128,252,2
50640 DATA 159,255,225,161,50,17,71,123
50650 DATA 137,139,255,68,147,255,34,161
50660 DATA 254,18,65,134,10,64,204,8
50670 DATA 64,120,8,64,72,8,0,0
50680 DATA 0,0,0,0,0,0,128
50690 DATA 0,0,0,0,0,0,0
50700 DATA 0,0,0,0,0,0,120
50710 DATA 3,224,135,52,16,128,252,8
50720 DATA 159,255,132,161,50,67,71,183
50730 DATA 160,139,255,144,147,255,72,161
50740 DATA 254,38,65,206,32,64,252,32
50750 DATA 64,72,24,64,0,0,0,0
50760 DATA 0,0,0,0,0,0,128
50770 DATA 0,0,0,0,0,0,0
50780 DATA 0,0,0,0,0,0,24
50790 DATA 3,224,39,52,16,32,252,8
50800 DATA 39,255,132,73,50,68,19,123
50810 DATA 163,35,255,144,39,255,72,73
50820 DATA 254,40,17,134,38,16,204,32
50830 DATA 32,120,24,0,72,0,0,0
50840 DATA 0,0,0,0,0,0,128
50850 DATA 0,0,0,0,0,0,0

```

```

50860 DATA 0,0,0,0,0,0,0
50870 DATA 0,0,0,0,0,0,0
50880 DATA 0,0,0,0,48,0,0,120
50890 DATA 0,0,48,0,0,0,0,0
50900 DATA 0,0,0,0,0,0,0
50910 DATA 0,0,0,0,0,0,0
50920 DATA 0,0,0,0,0,0,135
51000 DATA-1
51200 REM CHARACTER SET DATA
51210 DATA 51,51,204,255,204,255,204,255
51220 DATA 211,211,211,211,211,211,211
51230 DATA 0,0,8,42,42,42,10,10
51240 DATA 40,170,138,162,168,136,174,190
51250 DATA 0,0,0,40,170,138,168,168
51260 DATA 0,0,0,0,0,0,0,0
51270 DATA 190,170,170,138,170,40,16,16
51280 DATA 102,102,102,0,0,0,0,0
51290 DATA 3,15,31,31,63,63,127,127
51300 DATA 192,240,248,248,252,252,254,254
51310 DATA 127,127,63,63,31,31,15,3
51320 DATA 254,254,252,252,248,248,240,192
51330 DATA 0,2,4,24,24,32,96,128
51340 DATA 128,64,48,48,8,4,3,1
51350 DATA 0,0,0,0,0,0,0,255,-1
READY.

```

# LITTLE BEE

```

0 PRINT " "; POKE 53280,6:POKE 53281,6:PRINT "*****PLEASE WAIT."
1 PRINT "*****I AM SETTING THE GRAPHICS UP"
10 POKE 52,48:POKE 56,48:CLR
11 POKE 56334,PEEK(56334)AND 254
12 POKE 1,PEEK(1)AND 251
13 FOR I=0 TO 511:POKE I+12288,PEEK(I+53248):NEXT
14 POKE 1,PEEK(1)OR 4
15 POKE 56334,PEEK(56334)OR 1
20 FOR I=0 TO 511 STEP 8:A=12288+I:I=B=PEEK(A):POKE A,BAND 4:NEXT
50 PC=49152
60 READ C0:IF C0=-1 THEN 100
70 POKE PC,C0:PC=PC+1:GOTO 60
100 PC=13312
110 READ C0:IF C0=-1 THEN 200
120 POKE PC,C0:PC=PC+1:GOTO 110
200 PC=12504
210 READ C0:IF C0=-1 THEN 230
220 POKE PC,C0:PC=PC+1:GOTO 210
230 GOTO 30000
235 POKE 53280,6:POKE 53281,6:PRINT " ";GOSUB 20000
300 V=53248:POKE V+21,135:POKE V+28,1:POKE V,150:POKE V+1,150:POKE 2047,216:SC=0:L=0
305 POKE V+46,7:POKE V+37,0:POKE V+38,7:POKE V+39,0:POKE V+40,1:POKE 2041,212
306 POKE V+23,2:POKE V+29,2:POKE V+41,0
307 POKE 54296,15:POKE 54295,0:S=30:U=30:SQ=19
310 POKE 53270,24:POKE 53272,28:POKE 53282,13:POKE 53283,2
315 GOSUB 30000:GOSUB 5000
320 SYS 49152:POKE 56325,5
321 PRINT "*****TIME "
322 FOR N=31 TO 999 STEP 40:POKE 1024+N,28:POKE 55296+N,10:NEXT
323 PRINT "*****POLLEN"
324 PRINT "*****LEVEL"
330 POKE V+30,0:TI$="000000"
340 IF PEEK(V+30)=129 THEN SC=SC+1:GOSUB 5000
350 IF PEEK(V+30)=3 THEN 10000
360 T=T+1:IFT)UTHENGOSUB 3000
365 PRINT "*****";TI$;"*****";SC
366 PRINT "*****";TI$;"*****";L
367 IFTI$="000200"AND SC<50 THEN 10000
368 IF SC>50 THEN 8000
380 GOTO 340
3000 T=0
3010 Q=INT(RND(1)*255):IF Q<25 THEN 3010
3020 W=INT(RND(1)*255):IF W<50 OR W>230 THEN 3020
3025 POKE V+2,0:POKE V+3,W
3030 RETURN
5000 X=INT(RND(1)*255):IF X<25 THEN 5000
5010 Y=INT(RND(1)*205):IF Y<50 OR Y>220 THEN 5010
5015 POKE V+14,X:POKE V+15,Y
5020 POKE 54276,0:POKE 54276,129:POKE 54277,8:POKE 54278,100
5030 RETURN
8000 POKE 788,49:POKE 789,234
8001 FOR I=10 TO 100 STEP 20:POKE 54276,0:POKE 54277,40:FOR J=1 TO I+10:POKE 54276,21
8005 POKE 54273,J
8010 POKE 54290,0:POKE 54290,17:POKE 54291,40:POKE 54287,J
8020 NEXT I:NEXT
8100 FOR N=255 TO 0 STEP -20:POKE 54276,0:POKE 54276,17:POKE 54277,40:POKE 54273,N:NEXT
8110 S=S-3:U=U-5:L=L+1:SQ=SQ+20

```







# BATTLESHIPS

by Steven Skinner

```

10  ' --
20  ' BATTLE-SHIPS
30  ' -----
40  '
50  ' (C) S.SKINNER      1985
60  ' -----
70  '
80  KEY 139,"MODE 2:INK 0,0:BORDER 0:INK 1,1
5:PEN 1:LIST"+CHR$(13)
90  '
100 ' OPENING TITLE PAGE
110 CALL &BC02
120 DEFINT a-z
130 MODE 0:BORDER 0:INK 0,0:INK 1,21
140 '
150 FOR A=2 TO 15:INK A,A+4:NEXT
160 n$="COMPUTER GAMER"
170 x%=4:n%=1
180 WHILE n%<15
190 FOR y%=2 TO 6:LOCATE x%,y%:PRINT MID$(n
$,n%,1):LOCATE x%,y%-1:PRINT " ":CALL &BD19:
NEXT
200 x%=x%+1:n%=n%+1:WEND
210 FOR D=1 TO 500:NEXT
220 n$="PRESENTS":x%=7:y%=8:n%=1
230 WHILE n%<9
240 FOR c%=129 TO 170:LOCATE x%,y%:PRINT CH
R$(c%):NEXT:LOCATE x%,y%:PRINT MID$(n$,n%,1
)
250 n%=n%+1:x%=x%+1
260 WEND
270 FOR d=1 TO 500:NEXT
280 LOCATE 5,12:B$="BATTLE-SHIPS":P=2:FOR A
=1 TO LEN(B$):PEN P:PRINT MID$(B$,A,1):P=P
+1:IF P>7 THEN P=2
290 NEXT
300 MOVE 100,190:DRAW 530,190,1
310 DRAW 530,240:DRAW 100,240:DRAW 100,190
320 FOR d=1 TO 500:NEXT
330 PEN 1:LOCATE 4,16:PRINT"PRESS THE SPACE
BAR":LOCATE 7,19:PRINT"TO PLAY"
340 '
350 C=INT(RND*6)+2:NC=INT(RND*6)+2:INK C,NC
360 IF INKEY$<>" " THEN 350
370 FOR A=1 TO 15:INK A,A:NEXT
380 LOCATE 1,1:FOR N=1 TO 25:PRINT CHR$(11)
;:NEXT
390 '
400 ' DIMENSION ARRAYS FOR THE GRIDS'
410 '
420 NV=23:ag=0:YF=23:h=0:NN=0
430 Y$=" Your shot co-ordinates please  ":
C$=" My shot co-ordinates are "

```

```

440 DIM YG(19,11),CG(19,11),YS(19,11),CS(19
,11)
450 MODE 1
460 INK 0,0:INK 1,1:INK 2,24:INK 3,6:BORDER
0
470 FOR Y=88 TO 500 STEP 32:MOVE 40,Y:DRAW
584,Y:NEXT
480 FOR X=40 TO 584 STEP 32
490 MOVE X,88:DRAW X,376
500 NEXT
510 PEN 3
520 LOCATE 4,21:PRINT"A B C D E F G H I J K
L M N O P Q"
530 N$="987654321":FOR N=1 TO 9:LOCATE 2,(N
*2+1):PRINT MID$(N$,N,1):NEXT
540 '
550 ' PUT IN THE CO-ORDINATES OF FLEET
560 '
570 DATA Battleship,5,8,29,Cruiser-1,3,C,33
,Cruiser-2,3,C,33,Submarine-1,2,S,35,Submar
ine-2,2,S,35,Destroyer-1,4,D,31,Destroyer-2
,4,D,31,E,0,0,0
580 READ S$,SH,NA$,LE:IF S$="E" THEN 780
590 T=LEN(S$)+25
600 PEN 2:LOCATE 3,23:PRINT" ";S$;" Co-ordi
nates Please "
610 L$=INKEY$:IF L$>="A" AND L$<"R" OR L$>=
"a" AND L$<"r" THEN LOCATE T,23:L$=UPPER$(L
$):SOUND 1,30,3,13:PRINT L$:X=ASC(L$)-64:EL
SE 610
620 N$=INKEY$:IF N$>"0" AND N$<="9" THEN LO
CATE T+1,23:SOUND 1,30,3,13:PRINT N$:Y=ASC(
N$)-48:ELSE 620
630 '
640 LOCATE 1,23:PRINT SPC(39)
650 L=2*ASC(L$)-126:N=117-2*ASC(N$)
660 IF L>LE THEN LOCATE 3,23:PRINT"Does not
fit on the grid, Try again":FOR DE=1 TO 30
00:NEXT:GOTO 600
670 CH=0:no=0
680 IF YG(X+CH,Y-1)>0 THEN 750 ELSE IF YG(X
+CH,Y+1)>0 THEN 750
690 IF YG(X+CH,Y)>0 THEN no=1:GOTO 750
700 IF CH<SH THEN CH=CH+1:GOTO 680
710 F=0:FOR CH=-1 TO 1:IF YG(X-1,Y+CH)>0 OR
YG(X+SH,Y+CH)>0 THEN F=1
720 NEXT:IF F=1 THEN 750 ELSE 760
730 GOTO 580
740 '
750 LOCATE 3,23:PRINT" Touching vessels are
not allowed":FOR DE=1 TO 3000:NEXT:IF no=1
THEN 600 ELSE FOR AR=0 TO (SH-1):YG(X+AR,Y
)=0:NEXT:GOTO 600
760 FOR AR=0 TO (SH-1):YG(X+AR,Y)=SH:NEXT
770 FOR Z=0 TO (2*(SH-1)) STEP 2:LOCATE (L+
Z),N:PRINT NA$:NEXT:GOTO 580
780 LOCATE 7,23:PRINT"Your grid is now comp
lete.":FOR DE=1 TO 3000:NEXT:LOCATE 3,23:PR
INT SPC(36)
790 '
800 ' COMPUTER SETS UP ITS OWN GRID
810 '
820 LOCATE 3,23:PRINT" I'm now setting u
p my grid":FOR Y=3 TO 19 STEP 2:FOR X=4 TO
36 STEP 2:LOCATE X,Y:PRINT" ":NEXT:NEXT

```



# AMSTRAD CPC 464

This game allows you to play the computer at an old favourite. For those who are not familiar with the game here is a brief explanation of how to play.

When the program is run, a large grid will appear on the screen. This is your fleet. You tell the computer where to put your fleet. This consists of a battleship (5 squares), 2 destroyers (4 squares), 2 cruisers (3 squares) and 2 submarines (2 squares).

When you put them on the grid they must not touch each other in any way, (the computer checks this and informs you that you have to replace your vessel if this should occur). Once all your fleet have been entered the computer sets up its own grid. After the game starts, with your first shot. By typing in a set of co-ordinates you will be told whether you scored a hit or a miss. If you score a hit the grid will show you what vessel you have hit. With each hit you gain


another shot. If you miss, a marker will be placed on the grid to keep a record of where you tried, (you will be allowed another go if at a co-ordinate already tried). Then the computer has a shot and the same rules apply to it. This continues until either player has found the opponents entire fleet.

Rem statements are included to show what is happening. The computer plays a fair game to allow you to have a chance of winning and at no stage does it have a quick look at the grid!

```
830 RESTORE
840 READ S$,SH,NA$,LE:IF S$="E" THEN 950
850 X=INT(RND*17)+1:Y=INT(RND*8)+1
860 IF X+SH>18 THEN 850
870 CH=0:nc=0
880 IF CG(X+CH,Y-1)>0 OR CG(X+CH,Y+1)>0 THEN
  N 930
890 IF CG(X+CH,Y)>0 THEN nc=1:GOTO 930
900 IF CH<SH THEN CH=CH+1:GOTO 880
910 F=0:FOR CH=-1 TO 1:IF CG(X-1,Y+CH)>0 OR
  CG(X+SH,Y+CH)>0 THEN F=1
920 NEXT:IF F=1 THEN 930 ELSE 940
930 IF nc=1 THEN 850:ELSE FOR AR=0 TO (SH-1)
  :CG(X+AR,Y)=0:NEXT:GOTO 850
940 FOR AR=0 TO (SH-1):CG(X+AR,Y)=ASC(NA$):
  NEXT:GOTO 840
950 N=0:FOR Y=1 TO 7:FOR X=1 TO 18
960 IF CG(X,Y)>0 THEN N=N+1
970 NEXT:NEXT:IF N<23 THEN FOR Y%=1 TO 9:FOR
  X%=1 TO 18:CG(X%,Y%)=0:NEXT:NEXT:GOTO 830
980 PRINT CHR$(7)
990 LOCATE 3,23:PRINT "      My grid is now
  complete ":FOR de=1 TO 3000:NEXT:LOCATE 3,2
  3:PRINT "      Let the battle commence ! ":FO
  R DE=1 TO 3000:NEXT:LOCATE 3,23:PRINT SPC(3
  6)
1000 GOSUB 1420
1010 LOCATE 3,23:PRINT Y$:H=0
1020 '
1030 ' YOUR TURN TO PLAY
1040 '
1050 L$=INKEY$:IF L$>="A" AND L$<="R" OR L$>
  ="a" AND L$<="r" THEN LOCATE 34,23:L$=UPPER$
  (L$):SOUND 1,30,3,13:PRINT L$:X=ASC(L$)-64:
  ELSE 1050
1060 N$=INKEY$:IF N$>"0" AND N$<="9" THEN L
  OCATE 35,23:SOUND 1,30,3,13:PRINT N$:Y=ASC(
  N$)-48:ELSE 1060
1070 L=2*ASC(L$)-126:N=117-2*ASC(N$)
1080 IF YS(X,Y)=1 THEN LOCATE 3,23:PRINT "
  You've already tried there !! ":FOR DE=1
  TO 2000:NEXT:GOTO 1010
1090 IF CG(X,Y)=0 THEN LOCATE L,N:PEN 1:PRI
  NT CHR$(225):PEN 2:LOCATE 3,23:PRINT SPC(36
  ):LOCATE 15,23:PRINT "You missed":FOR A=500
  TO 700 STEP 2:SOUND 1,A,1,15:SOUND 2,A+4,1,
  15:NEXT:FOR DE=1 TO 2000:NEXT:YS(X,Y)=1:PEN
  2
1100 '
1110 IF CG(X,Y)>1 THEN LOCATE 3,23:PRINT "
  Oh dear, I've been hit !! ":FOR NT=1
  TO 3:FOR A=0 TO 300 STEP 6:SOUND 1,A,1,15:
  NEXT:NEXT:LOCATE L,N:PEN 2:PRINT CHR$(CG(X,
  Y)):YS(X,Y)=1:FOR DE=1 TO 1200:NEXT:NV=Nv-1
  :GOSUB 1420:H=1
1120 ' CHECK FOR GAME OVER
1130 IF NV=0 THEN GOSUB 1420:LOCATE 3,23:PR
  INT " You've sunk my entire fleet !!":GOSUB
  1450:FOR DE=1 TO 3000:NEXT:LOCATE 3,23:PRI
  NT SPC(36):ag=1:H=0
1140 IF H=1 GOTO 1010
1150 '
1160 ' ANOTHER GAME REQUIRED
1170 '
```

```
1180 IF ag<>1 THEN 1200 ELSE LOCATE 3,23:PR
  INT SPC(36):LOCATE 5,23:PRINT "Would you lik
  e to play again ?"
1190 K$=INKEY$:IF K$="Y" OR K$="y" THEN RUN
  :ELSE IF K$="N" OR K$="n" THEN CLS:END:ELSE
  1190
1200 IF h=1 THEN X=X+1:NN=NN+1:GOTO 1230
1210 IF h=2 THEN X=X-1:NN=NN+1:GOTO 1230
1220 X=INT(RND*17)+1:Y=INT(RND*9)+1
1230 IF X>18 THEN X=9:ELSE IF X<1 THEN X=1
1240 IF NN=18 THEN h=0:NN=0:GOTO 1200
1250 IF CS(X,Y)=1 THEN 1200
1260 h=0
1270 IF YF=0 THEN GOSUB 1420:LOCATE 3,23:PR
  INT "I've sunk your entire fleet...":GOSUB
  1450:FOR DE=1 TO 3000:NEXT:ag=1:GOTO 1180
1280 '
1290 ' COMPUTERS TURN TO SHOOT
1300 '
1310 LOCATE 3,23:PRINT "      ";C$:CHR$(X+64);
  CHR$(Y+48):FOR DE=1 TO 2000:NEXT:CS(X,Y)=1
1320 IF YG(X,Y)>1 THEN LOCATE 3,23:PRINT "
  I've struck a hit !!!!! ":FOR NT=1 TO
  3:FOR A=0 TO 300 STEP 6:SOUND 1,A,1,15:NEXT
  :NEXT:GOSUB 1360:YF=YF-1:GOSUB 1420:FOR DE=
  1 TO 2000:NEXT:h=1:IF YG(X+1,Y)<=1 THEN CS(
  X+1,Y)=1:h=2
1330 IF h=1 OR h=2 THEN 1200
1340 IF YG(X,Y)=0 THEN LOCATE 3,23:PRINT SP
  C(36):LOCATE 15,23:PRINT "I've missed...":FO
  R A=500 TO 700 STEP 2:SOUND 1,A,1,15:SOUND
  2,A+4,1,15:NEXT:FOR DE=1 TO 2000:NEXT:GOTO
  1010
1350 IF h=0 THEN 1340
1360 IF Y<1 OR Y>8 GOTO 1410
1370 CS(X,Y-1)=1:CS(X,Y+1)=1
1380 IF X<1 OR X>18 THEN 1410
1390 CS(X,Y-1)=1:CS(X,Y+1)=1
1400 FOR A=-1 TO 1:CS(X+A,Y-1)=1:CS(X+A,Y+1
  )=1:NEXT
1410 RETURN
1420 PEN 3:LOCATE 3,1:PRINT "My hits left":;
  PEN 2:PRINT YF;"      ";PEN 3:PRINT TAB(21);
  "Your hits left":;PEN 2:PRINT NV;" "
1430 RETURN
1440 '
1450 ' END OF GAME SUBROUTINE
1460 '
1470 FOR A=100 TO 3800 STEP 6:SOUND 1,A,1,1
  5:SOUND 2,A+128,1,15:NEXT
1480 FOR D=1 TO 3000:NEXT
1490 LOCATE 1,1:FOR N=1 TO 25:PRINT CHR$(11
  );:NEXT
1500 RETURN
```





by Adam Manning

In this game, two players control opposing governments, each bidding for complete control of the solar system. Player 1 controls the inner half of the solar system, whilst player 2 controls the outer half. Total control of the solar system can be achieved in four ways, by taking over planets one by one (building up your Astro Navy all the time), surrendering, an all out attack on your opposing navy or forming an alliance with your opponent.

At the start, player 1 controls the planets from Mercury to Mars, player 2 controls the rest. To make the naming of new planets more logical, planets names start with the name of their parent sun and then its position out from that sun. Thus Mercury (nearest to the Sun) is called Sol 1, Venus (next nearest) is Sol 2. In later years (around 2505) the number part was changed into Roman numerals.

Here is the starting data on the planets, most of which will be useful to the players:

#### Sol 1

Pre-Space Colonisation Name: Mercury.  
Surface Area: 74,815,000 km square.  
Starting population: 29,224,666.  
Max population: 1,891,700,000  
Capital State: Q'icksia.  
Population of Q'icksia: 113,483.  
Date of Colonisation: July 2016.  
People working on Ferantium 143 at start: 438,700.  
Planetary rating on Ferantium 143: 45%.  
Ferantium 143 in stock at start: 1,893,400.  
Satellites: None apart from several artificial ones.  
F.143 is short for Ferantium 143.

#### Sol 2

Pre-Space Colonisation Name: Venus.  
Surface area: 460,260,000 square kilometres.  
Starting population: 1,372,900,000  
Max population: 11,736,630,000  
Capital State: Afrotz.  
Population of Afrotz: 4,923,337.  
Date of Colonisation: Jan'ray/ 2013.  
People working on F.143 at start: 123,561,000  
Planetary rating of F.143: 40%.  
F.143 in stock at start: 4,320,000 tonnes.  
Satellites: None apart from several artificial ones.

#### Sol 3

Pre-Space Colonisation Name: Earth.  
Surface Area: 511,180,000 square kms.  
Starting population: 12,829,000,000  
Max population: 13,035,090,000.  
Capital State: Singapore.  
Population of Singapore: 36,776,026.  
Date of Colonisation: Pre-historic  
People working on F.143 at start: 0  
Planetary rating of F.143: 0%.  
F.143 in stock at start: 0 ts.  
Satellites: Sol 3 alpha. Some authorities prefer Sol 3 being called Sol 3A and Sol 3 Alpha s Sol 3B.

#### Sol 4

Pre-space Colonisation Name: Mars.  
Surface Area: 144,710,000 square kms.  
Starting population: 323,950,000  
Max. population: 3,690,105,000  
Capital State: Radau.  
Population of Radau: 1,161,713.  
Date of Colonisation: Agust/2015.  
People working on F.143 at start: 35,634,500.  
Planetary rating of F.143: 30%.  
F.143 in stock at start: 337,500 ts.  
Satellites: Sol 4 alpha, Sol 4 beta.

#### Sol 5

Pre-Space Colonisation Name: Jupiter.  
Surface Area: 240,870,000,000 Square kms.  
Max. population: 6,142,185,000,000.  
Starting population: 5,688,200,000.  
Capital State: Zetsun.  
Population of Zetsun: 22,088,229.  
Date of Colonisation: June/ 2055.  
People working on F.143 at start: 853,230,000  
Planetary rating of F.143: 5%.  
F.143 in stock at start: 16,000,000 ts.  
Satellites: Sol 5 alpha to Sol 5 nu (asteroidal types not included)

#### Sol 6

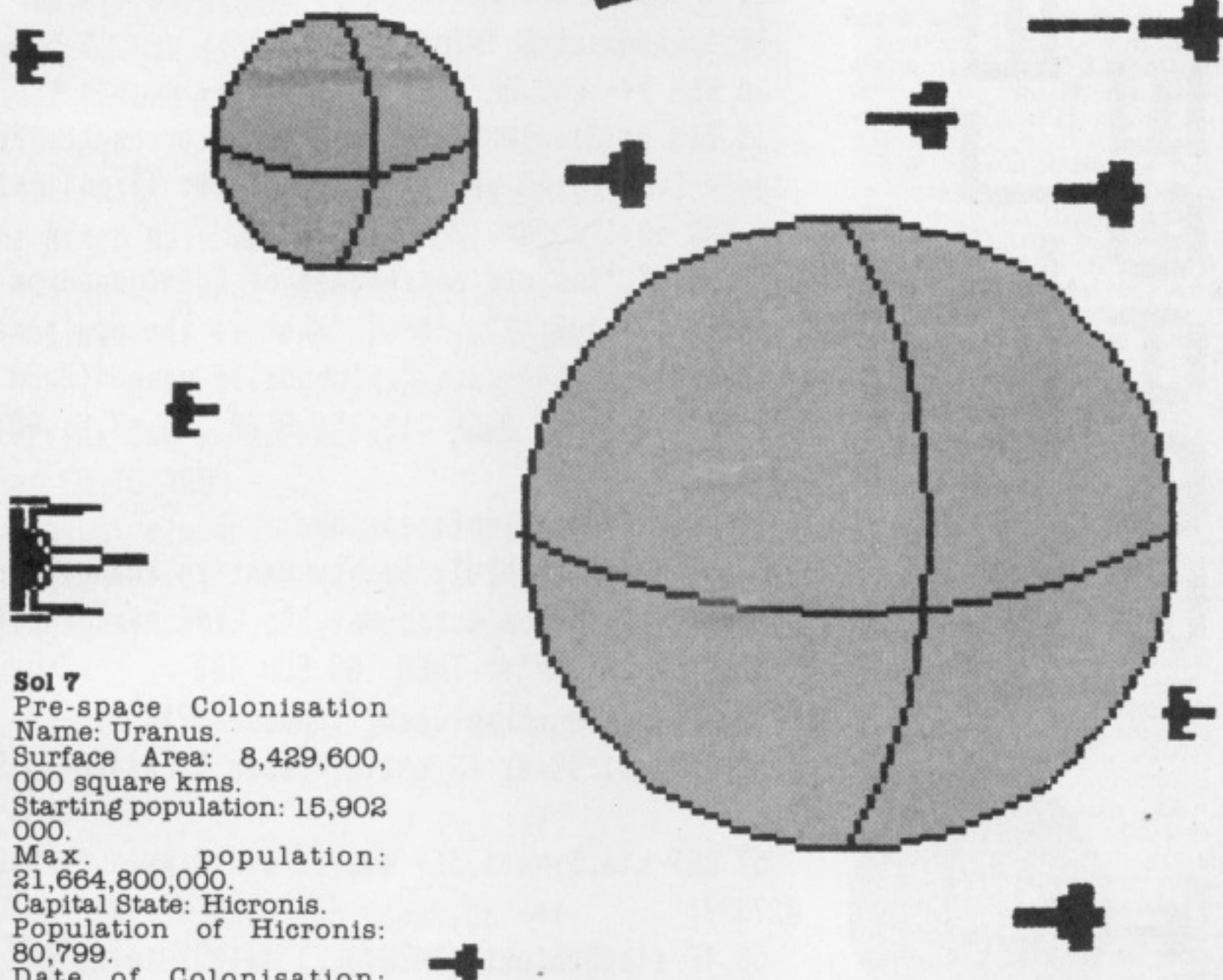
Pre-Space Colonisation Name: Saturn.  
Surface Area: 161,880,000,000 km2  
Starting population: 40,814,000.  
Capital State: Riggsed.  
Population of Riggsed: 186,712.  
Date of Colonisation: June/ 2112.  
People working on F.143 at start: 8,162,800.  
Planetary rating of F.143: 4%.  
F.143 in stock at start: 360,000 tonnes.  
Satellites: Sol 6 alpha to Sol 6 iota.





# SPACE BATTLE 2091

**SPECTRUM 48K**



## Sol 7

Pre-space Colonisation  
Name: Uranus.  
Surface Area: 8,429,600,  
000 square kms.  
Starting population: 15,902  
000.  
Max. population:  
21,664,800,000.  
Capital State: Hicronis.  
Population of Hicronis:  
80,799.  
Date of Colonisation:  
Jan'ray/2207.  
People working on F.143 at  
start: 3,975,500.  
Planetary rating of F.143:  
10%.  
F.143 in stock at start:  
1,980,000 tonnes.  
Satellites: Sol 7 alpha to Sol  
7 epsilon.

## Sol 8

Pre-Space Colonisation  
Name: Neptune.  
Surface Area: 7,697,600,000 square kms.  
Starting population:  
1,889,915.  
Max. population:  
196,288,800,000.  
Capital State: M'reen.  
Population of M'reen:  
10,183.  
Date of Colonisation:  
Janurur/2325.  
People working on F.143 at  
start: 566,975.  
Planetary rating of F.143:  
12%.  
F.143 in stock at start:  
1,740,000 tonnes.  
Satellites: Sol 8 alpha, Sol 8  
beta.

## Sol 9

Pre-Space Colonisation  
Name: Pluto.  
Surface Area: 28,274,334  
square kilometres.  
Starting population: 1,348.  
Max. population:  
7,209,955,200.  
Capital State: Tobak.  
Population of Tobak: 1,294.  
Date of Colonisation:  
A'gust/2426.  
People working on F.143 at  
start: 472.  
Planetary rating of F.143:  
15%.  
F.143 in stock at start: 184,  
000 tonnes.  
Satellites: Sol 9 Alpha, some  
authorities prefer Sol 9 be-  
ing called Sol 9A and Sol 9  
as Sol 9B.

## Meaning of Titles.

Pre-Space Colonisation  
Name. This is the name  
given to the planet before  
the Colonisation of Space  
program began in 2010.

Surface Area. This is the  
surface area of the planet in  
square kilometres.

Starting population.  
This is the human popula-  
tion of the planet at the  
beginning of turn 1.

Max. population. This is  
the maximum human  
population the planet can  
support. It is 25.5 times the  
surface area.

Capital State. The prin-  
cipal human settlement on  
the planet.

Population of Capital.  
Population of the settle-  
ment and its immediate  
surroundings.

Date of colonisation. The  
date in which the planet  
had an appreciably sized  
number of humans living  
on it. If the number is over  
2091 it is a computer  
assisted prediction.

People working on F.143  
The amount of humans  
working on the production  
of Ferantium 143, a

mineral used to build  
houses, hospital, construct  
space ships and fuel  
vehicles. Curiously it is not  
found on Sol 3.

Planetary rating of  
F.143. This is the rating (as  
a percentage) of how good  
the planet is at producing  
F.143.

F.143 in stock. How  
much the planet has in its  
stores in tonnes at the  
beginning of turn 1. Tonnes  
is termed ts in the program.

Satellites. The name of  
any satellites the planet has  
orbiting it, excluding  
asteroidal types.

When the game is first  
loaded, the title screen is  
displayed and the computer  
will ask the player what his  
title is. Say you are player 1  
and you wished to be  
known as 'Emperor Ming'.  
You would type in Emperor  
as your title and Ming as  
your name. It is then the  
second players go at typing  
in his name and title. After  
this, the computer will  
display the title screen for  
the beginning of each turn.  
It will print the turn  
number, which player is  
now playing, and that  
players name and title. It  
will then say how many  
planets he/she rules and  
will graphically illustrate  
them. Next to be displayed  
is how much money the  
player has in doruz. The  
standard unit of money  
throughout the solar  
system in the doruz, which  
the sign for is 'DZ'. One  
doruz is equal to approx-  
imately £1430, so it is not  
surprising that most people  
deal in the millidoruz. The  
computer will then display  
which planets the player  
currently rules and will  
wait until he/she presses  
'ENTER' to continue.

The computer will then  
display the main menu. The  
choices in this menu will  
now be described in detail.

## Readout on Planets.

This will display the in-  
formation above, also ad-  
ding the amount of Astro  
Navy ships that are guar-  
ding the planet. All the in-  
formation has been up-  
dated and will change as  
the game progresses.

## Buy Ferantium 143.

The computer will  
display which planets the  
player rules, and will ask

89



from which of these planets does he/she wish to buy the F.143 from. It will then display how many ts the planet has in stock and how many doruz the planetary supplier wishes for one ts. If the player wishes to return to the main menu without buying any F.143, he can do so by typing in -1 when asked how many ts of F.143 he wants to buy. It then displays how many ts the player is buying and ask what price he is going to pay per ts. It will then display whether or not the planetary supplier agrees or not. If the supplier does not agree to sell it at that price, it will go back to asking how many ts the player wishes to buy. A turn is considered to be over after the player has bought some F.143.

#### War Manoeuvres.

When the player asks for this option, the computer will display a sub-menu with several options on it. These are:

#### Spy on next planet.

After paying the sometimes quite high fee, the computer will display approximately how many ships are guarding the next planet in or out of the boundary.

#### Alter Navy Posting.

This section is used to post ships around planets. The computer will ask what percentage of the whole fleet do you want around a certain planet.

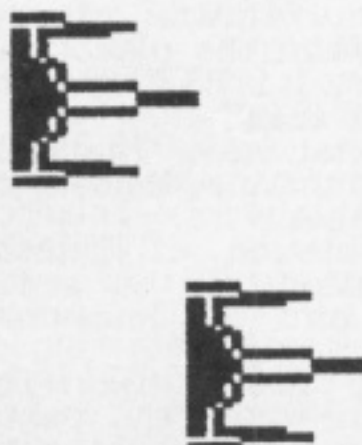
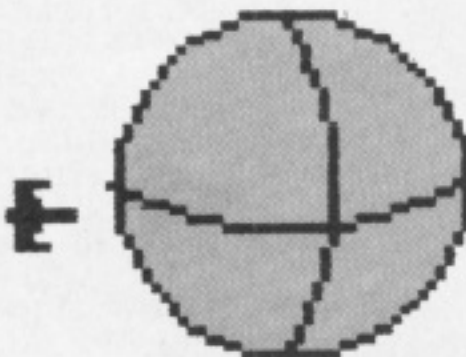

#### Attack next planet.

Accessing this option allows the player to attack the next planet in or out of the boundary. If you control the outer half of the solar system, your ships will attack the next planet in from the boundary and vice versa if you control the inner planets.

#### All out attack.

With this the player can mount an all out attack on the opposing players fleet. All your ships will attack and all your opponents will defend. The cost of losing an all out attack are high, so it is not a good idea to do so unless you are sure you have a much more powerful Astro Navy than your opponent. Option 5 allows you to return to the main menu.

# 90



```

1 REM ** Battle 2091 For System Sol **
2 POKE 23609,80
3 GO SUB 8500
5 GO SUB 5e+2
10 GO SUB 1e+3
15 GO SUB 1.5e+3
17 IF menusel=8 THEN GO TO 9990: GO TO 15
20 GO SUB (menusel-1)*500+2000
22 IF menusel=1 THEN GO TO 15
25 IF menusel=5 THEN GO TO 10
30 REM ** END OF TURN ACTIONS **
35 DIM e$(1): INPUT "Do you want to change the
amount of F.143 you use?"; LINE e$: IF e$(1)<>
"y" AND e$(1)<>"Y" THEN GO TO 50
40 PRINT "The old percentage of F.143 used was
";p(user,2)*100;"%": INPUT "What is the new perc
centage of F.143 used?";pfused: IF pfused<0 OR
pfused>100 THEN BEEP .15,-5: BEEP .35,-7.5: GO
TO 40
41 LET p(user,2)=pfused/100
42 DIM e$(1): INPUT "Do you want to change the
amount used on the Astro Navy?"; LINE e$: IF e$(
1)="y" OR e$(1)="Y" THEN GO SUB 400
50 LET p(user,1)=p(user,1)*p(user,2)
55 FOR a=1 TO 9: IF s(a,6)<>user THEN GO TO 9
9
57 LET s(a,5)=s(a,5)+(s(a,1)*s(a,8)*s(a,3)*0.0
027397)
58 IF s(a,5)>1e+10 THEN LET s(1,5)=1e+10
60 IF s(a,1)>s(a,2)*25.5 THEN LET s(a,1)=s(a,
2)*25.5: GO TO 99
70 LET add=(.5-p(user,4)*s(a,1))*0.000001: LET
s(a,1)=s(a,1)*1.0005+add
75 LET s(a,1)=INT s(a,1)
99 NEXT a
100 IF p(user,2)*(1-p(user,3))<(RND*.05+.05) OR
p(user,4)>(RND*.2+.4) OR RND<.005 THEN PRINT "
As you were badly treating the people they have
overthrown your government. You are still playing
but you will have to start again": LET p(user,1)
=p(user,1)*RND*.5: LET p(user,2)=RND: LET p(user
,3)=RND*.5: LET p(user,4)=RND*.5: LET p(user,5)=
p(user,5)*RND*.5
105 FOR a=1 TO 10: BEEP .01,a-10: BEEP .01,a-2:
BEEP .01,a+8: NEXT a
106 GO SUB 300
110 PRINT "It is now the other persons turn": P
RINT : PRINT : PRINT :
115 GO SUB 4950: GO SUB 1450: IF user=1 THEN L

```



```

ET ads=pop/numpla*0.0143691/1430: LET p(user,5)=
p(user,5)+ads
116 IF user=2 THEN LET ads=pop/numpla*0.009579
4/1430
117 IF p(user,5)<0 THEN LET p(user,5)=0
120 LET user=3-user: IF user=1 THEN LET turn=t
urn+1
130 GO SUB 9999: GO TO 10
300 REM ** CHECK FOR WINNING **
305 GO SUB 1450: IF numpla=9 THEN GO SUB 9000
310 RETURN
400 REM ** INPUT NEW AMOUNT FOR NAVY **
402 PRINT "The percentage of the used F.143 on t
he Astro Navy was ";p(user,3)*100;"%"
405 INPUT "What percentage of the F.143 used
do you want for the navy?";pfudnvy
410 IF pfudnvy<0 OR pfudnvy>100 THEN PRINT "In
correct Entry. Re-Enter.": BEEP .25,0: BEEP .25,
-5: GO TO 405
415 LET p(user,3)=pfudnvy/100: PRINT "New perce
ntage of F.143 used fornavy:";pfudnvy"New perce
ntage of F.143 used forcivilian needs:";100-pfud
nvy
420 DIM e$(1): INPUT "Are you happy with this?"
; LINE e$: IF e$(1)="n" OR e$(1)="N" THEN GO TO
400
425 GO SUB 9999: RETURN
430 REM ** Data for graphics **
435 DATA 0,207,161,162,164,168,207,0
440 DATA 0,0,0,0,0,0,0,240
445 DATA 1,3,1,7,1,7,11,14
450 DATA 95,127,72,127,61,3,1,0
455 DATA 17,209,225,255,47,56,23,255
460 DATA 0,0,3,15,7,0,0,0
465 DATA 7,255,128,255,255,1,0,0
470 DATA 251,191,106,245,255,255,0,0
475 DATA 0,0,252,3,223,208,208,232
480 DATA 0,0,0,252,224,0,0,0
485 DATA 244,244,251,252,252,251,244,244
490 DATA 0,0,252,3,3,252,0,0
491 DATA 0,0,0,248,248,0,0,0
492 DATA 232,208,208,223,3,252,0,0,0,0,224,25
2,0,0,0,120,96,112,255,255,112,96,120,0,6,14,255
,255,14,6,0,0,0,0,24,24,0,0,0
493 DATA 0,0,24,60,60,24,0,0,0,0,90,189,189,90,
0,0,60,126,255,255,255,255,126,60
500 DIM s(9,8): FOR a=1 TO 9: FOR b=1 TO 8: REA
D s(a,b): NEXT b: NEXT a
510 DATA 29224666,7.4815e+7,.45,0,1.8934e+6,1,1

```

COMPUTER GAMER JULY 1985

## SPECTRUM 48K

### Diplomacy.

Choosing option 4 on the main menu, diplomacy, allows you to communicate with your opposing ruler. There are two options in the sub-menu:

### Force him to surrender.

Choosing this, you can ask your opponent whether or not he wants to surrender his forces peacefully.

Ask him whether or not he wishes to form an alliance. With this you can form an alliance of governments, and you will have unified the solar system peacefully. Option 3 allows you to return to the main menu.

### Readout of general info.

This allows you to examine all the general data, such as what percent tax you have imposed on the people, how many people you rule, how strong your Astro Navy is, etc.

### Surrender.

This option on the main menu allows you to surrender peacefully if you are doing badly.

### Alter Taxes.

With this you can change the amount of taxes which is imposed on your people. The more tax you impose, the more money you will obtain at the end of a turn, but be warned, too high a level of taxation and the people will revolt, forcing you to start again!

### Save Game.

And finally the last option allows you to save the game at the position you have achieved.

Secret information for player one only.

Your password to access the all out attack option is DNA. This must be typed in correctly, or else you will not be able to attack.

At the start of the game you have:

10ts of F.143 in governments stock.

20% of the F.143 is used at the end of each turn.

40% of the F.143 used is used on the Astro Navy.

A 10% level of taxation on the people.

No ships. Sol 1,2,3,4 under your rule.

A random amount of doruz (between 0 and 1 million).

Secret information for player two only.

Your password to access the all out attack option is UK. This must be typed in correctly when asked for your code number.

At the start of the game you have:

0ts of F.143 in government supply.

30% of the F.143 is used at the end of a turn.

50% of the F.143 used is used on the Astro Navy.

A 15% level of taxation on the people.

No ships. Sol 5,6,7,8,9 under your rule.

A random amount of doruz (between 0 and 10 million).

5,746,807,300 people under your rule.

### For both players:

Near the start of the game, both of you will have to post your ships as they are not set at the beginning.

The amount of F.143 you have in government stocks will determine how strong your navy is. For example, say you have a thousand ts of F.143m and the amount of F.143 you use at the end of each turn is 60%. If the percent of F.143 used that is used on the Astro Navy is 50% then the total amount of ships in your whole fleet will be  $1000 \times 60\% \times 50\% = 300$  ships. The amount of ships you have in operational condition does not get added on to at the end of each turn, but changes according to how much F.143 you are using. It is therefore imperative to keep up your stocks of F.143.

On the battle screens, the attacker is presented by the x-wings, whilst the defender is the viper. The number of ships is not the actual amount of real ships the player has, but a ratio. The defender always is represented by 7 ships.

As stated under Taxes, more money can be gleaned from the peoples pockets by raising tax. However too high a level of taxation and the people will revolt. Also a revolution occurs if not enough F.143 is used for civilian needs.

At the ends of each turn, the player will be asked if he/she wishes to change the amount of F.143 used. If the player wishes to change it, he has to type in the percent used. The rest will just lie in government supplies. The player can also change the amount of F.143 used on his Astro Navy.





```

61,.15
520 DATA 1.3729e+9,4.6026e+8,.4,0,4.32e+6,1,161
,.09
530 DATA 1.2819e+10,5.1118e+8,0,0,0,1,161,0
540 DATA 3.2395e+8,1.4471e+8,.3,0,337500,1,161,
.11
545 REM *****
550 DATA 5.6882e+9,2.4087e+11,.05,0,1.6e+7,2,16
4,.15
560 DATA 4.0814e+7,1.6188e+11,.04,0,360000,2,16
3,.2
570 DATA 1.5902e+7,8.4296e+9,.1,0,1.98e+6,2,162
,.25
580 DATA 1889915,7.6976e+9,.12,0,1.74e+6,2,162,
.3
590 DATA 1348,28274334,.15,0,184000,2,161,.35
595 DIM p(2,5): FOR a=1 TO 2: FOR b=1 TO 5: REA
D p(a,b): NEXT b: NEXT a
600 DATA 10,.2,.4,.1,INT (RND*1e+6)+1,0,.3,.5,.
15,INT (RND*1e+7)+1
620 LET attack=0: LET user=1
630 LET turn=1
640 INPUT "What is Player 1s Title "; LINE t$:
INPUT "What is Player 1s Name "; LINE n$: INPUT
"What is Player 2s Title "; LINE u$: INPUT "What
is Player 2s Name "; LINE o$
641 LET c$=CHR$ 68+CHR$ 78+CHR$ 65
642 LET d$=CHR$ 85+CHR$ 75
645 RETURN
1000 REM ** Title screen for start of turn **
1001 LET bo=INT (RND*8): IF bo=3 OR bo=4 THEN G
O TO 1001
1005 BORDER bo: PAPER bo: INK 7-bo: CLS
1010 CLS : PRINT TAB 13;"Turn ";turn
1020 PRINT : PRINT TAB 12;"Player ";user;" :-":
PRINT : IF user=1 THEN PRINT PAPER 7; INK 2;t$
;" ";n$
1025 IF user=2 THEN PRINT PAPER 5; INK 0;u$;"
";o$
1030 PRINT : PRINT TAB 4;"Ruler of ";: GO SUB 14
50: PRINT numpla;" planets."
1035 PRINT TAB 13;: FOR a=1 TO 9: IF s(a,6)=user
THEN PRINT CHR$ s(a,7);

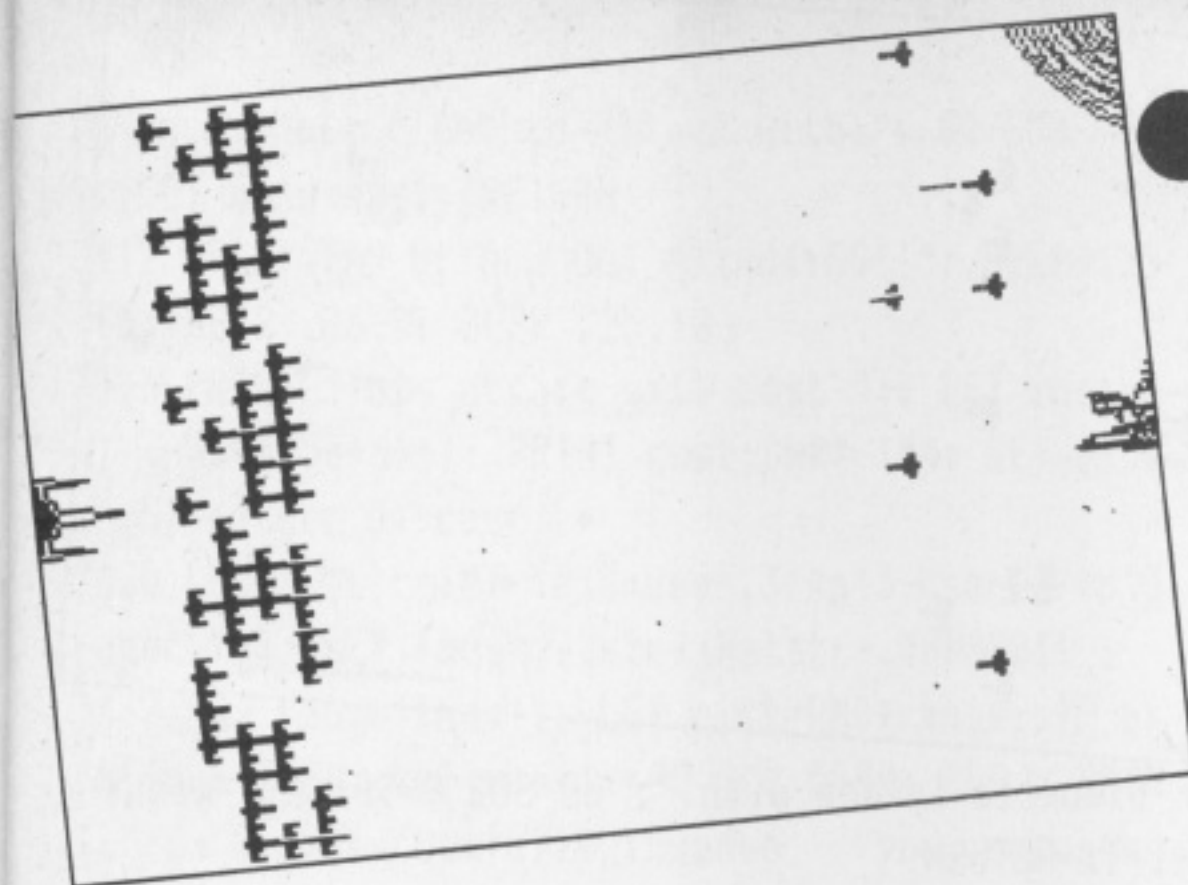
```

```

1036 NEXT a
1037 PRINT '
1040 PRINT " Has ";p(user,5);" "
1042 PRINT
1043 PRINT " Planets Ruled:- ": FOR a=1 TO 9: I
F s(a,6)=user THEN PRINT "Sol ";a,
1044 NEXT a: PRINT
1045 IF attack=1 THEN PRINT "Your opposing rule
r has attacked your stronghold. However your fo
rces warded off the attack."
1050 IF attack=2 THEN PRINT "Your opposing rule
r has attacked one of your planets and has inv-ad
ed successfully."
1055 LET attack=0: INPUT "Press ENTER to continu
e."; LINE e$: RETURN
1450 REM ** Fnd out how many planets player gov
erns **
1455 LET numpla=0: FOR a=1 TO 9: IF s(a,6)=user
THEN LET numpla=numpla+1
1460 NEXT a: RETURN
1500 REM ** Main Menu **
1505 CLS : FOR a=0 TO 21: PRINT AT a,0;CHR$ 164:
NEXT a: FOR a=1 TO 31: PRINT AT 21,a;CHR$ 164:
NEXT a: FOR a=20 TO 0 STEP -1: PRINT AT a,31;CHR
$ 164: NEXT a: FOR a=30 TO 1 STEP -1: PRINT AT 0
,a;CHR$ 164: NEXT a
1510 PRINT AT 1,12;"Main Menu" AT 2,12;"-----
-"
1520 PRINT : PRINT "1. Readout on Planets.": PRI
NT : PRINT "2. Buy Ferantium 143.": PRINT : PRIN
T "3. War Manueveres.": PRINT : PRINT "4. Diplom
acy.": PRINT : PRINT "5. Readout of general info
.": PRINT : PRINT "6. Surrender.": PRINT : PRINT
"7. Alter Taxes."
1521 PRINT "8. Save Game."
1525 INPUT "Enter number:-";menusel: IF menusel<
1 OR menusel>8 THEN BEEP .5,-25: GO TO 1525
1530 RETURN
2000 REM ** Readout Planets **
2005 CLS : PRINT TAB 7;"Readout on Planets" TAB
7;: FOR a=1 TO 18: PRINT CHR$ 162;: NEXT a
2010 FOR a=1 TO 9
2011 IF user<>s(a,6) AND a<>9 THEN NEXT a
2012 IF a=9 AND user<>s(a,6) THEN GO TO 2025
2015 PRINT : PRINT TAB 14;"Sol ";a;TAB 14;"====
": PRINT "Population:";s(a,1): PRINT "Surface ar
ea:";s(a,2): PRINT "Max Population:";s(a,2)*25.5
: PRINT "F.143 Rating:";s(a,3)*100;"%": PRINT "N
avy Deployment:";s(a,4)*100;"%": PRINT "F.143 in

```





## SPECTRUM 48K

```

stock: ";s(a,5); " TS."
2016 PRINT "People working on F.143: ";INT (s(a,1)
)*s(a,8))
2017 PRINT "Navy Ships guarding planet: ";INT (p(
user,1)*p(user,2)*p(user,3)*s(a,4))
2020 IF a<>9 THEN INPUT "Press ENTER for next p
lanet."; LINE e$: NEXT a
2025 INPUT "Do you want to see this again?"; LNE
e$: IF e$="" THEN GO TO 2025
2026 IF e$(1)="y" OR e$(1)="Y" THEN GO TO 2000
2030 RETURN
2500 REM ** - BUY F.143 - **
2510 CLS : PRINT TAB 5;"Buying Ferantium 143." 'T
AB 5;"=====
2515 PRINT "Planets currently under your rule
:- ": FOR a=1 TO 9: IF s(a,6)=user THEN PRINT
"Sol ";a,
2517 NEXT a: PRINT '
2518 PRINT "If you wish to return to the main
menu without buying F.143, type -1 in when aske
d how many ts of it you wish to buy."
2519 PRINT "You have ";p(user,5);CHR$ 144
2520 INPUT "Which planet do you wis to buy the F
.143 from?";planet
2521 IF planet<0 OR planet>9 THEN BEEP .1,-15:
BEEP .4,-10: GO TO 2520
2525 IF s(planet,6)<>user THEN PRINT "You do n
ot rule that planet, so you cannot buy F.143 fro
m them.": BEEP .25,-30: BEEP .25,-25: GO TO 2520
2530 PRINT "Sol ";planet;" has ";s(planet,5);" t
s of F.143 in store."
2535 LET price=50+(1e+10-s(planet,5))/4e+7
2537 PRINT "The Planetary Supplier wants ";:
LET price=INT price: PRINT price;CHR$ 144;" a ts
."
2540 INPUT "How many ts of F.143 do you wishto b
uy?";tsbuy: IF tsbuy>s(planet,5) THEN PRINT "Th

```

```

ey do not have that much in stock. Try again."
: BEEP .3,-10: BEEP .2,-15: GO TO 2540
2541 IF tsbuy=-1 THEN LET menusel=1: RETURN
2542 PRINT "You are buying ";tsbuy;"ts of F.143
";
2545 INPUT "What price per ts are you going to p
ay?";offer: IF p(user,5)<tsbuy*offer THEN PRINT
"You do not have enough money to buy that much.
": BEEP .1,-5: BEEP .4,-10: GO TO 2540
2546 PRINT "at ";offer;CHR$ 144;" a ts.": IF off
er<price*.8 THEN PRINT "The Planetary Supplier
of F.143 will not sell it at that price.": FOR a
=0 TO -10 STEP -1: BEEP .016,a-5: BEEP .016,a: B
EEP .016,a+5: NEXT a: GO TO 2540
2550 PRINT "The Planetary Supplier of F.143 agre
es. You have ought ";tsbuy;" ts of F.143."
2555 LET p(user,5)=p(user,5)-offer*tsbuy: LET p(
user,1)=p(user,1)+tsbuy: LET s(planet,5)=s(plane
t,5)-tsbuy
2560 GO SUB 9999: RETURN
3000 REM ** - War Manoeuvres - **
3005 CLS : PRINT TAB 9;"War Manoeuvres" 'TAB 9;"-
-----
3010 PRINT : PRINT "1. Spy on next planet.": PRI
NT : PRINT "2. Alter Navy Posting.": PRINT : PRI
NT "3. Attack Next Planet.": PRINT : PRINT "4. A
ll out attack.": PRINT
3015 PRINT "5. Return to main menu.": PRINT
3020 INPUT "Enter choice:- ";warsel: IF warsel<1
OR warsel>5 THEN BEEP .2,-21: BEEP .3,-20: GO
TO 3020
3022 IF warsel=5 THEN LET menusel=1: RETURN
3025 GO SUB warsel*100+3000: PRINT 'TAB 6;"Mano
euvres Completed.": BEEP .5,25: RETURN
3100 REM ** - Spy On Next Planet - **
3101 PRINT "This spying mission will ost you "
;: LET cost=INT (RND*1e+6)+1: PRINT cost;CHR$ 14
4: LET p(user,5)=p(user,5)-cost
3105 IF user=2 THEN GO TO 3150
3110 LET pla=2

```



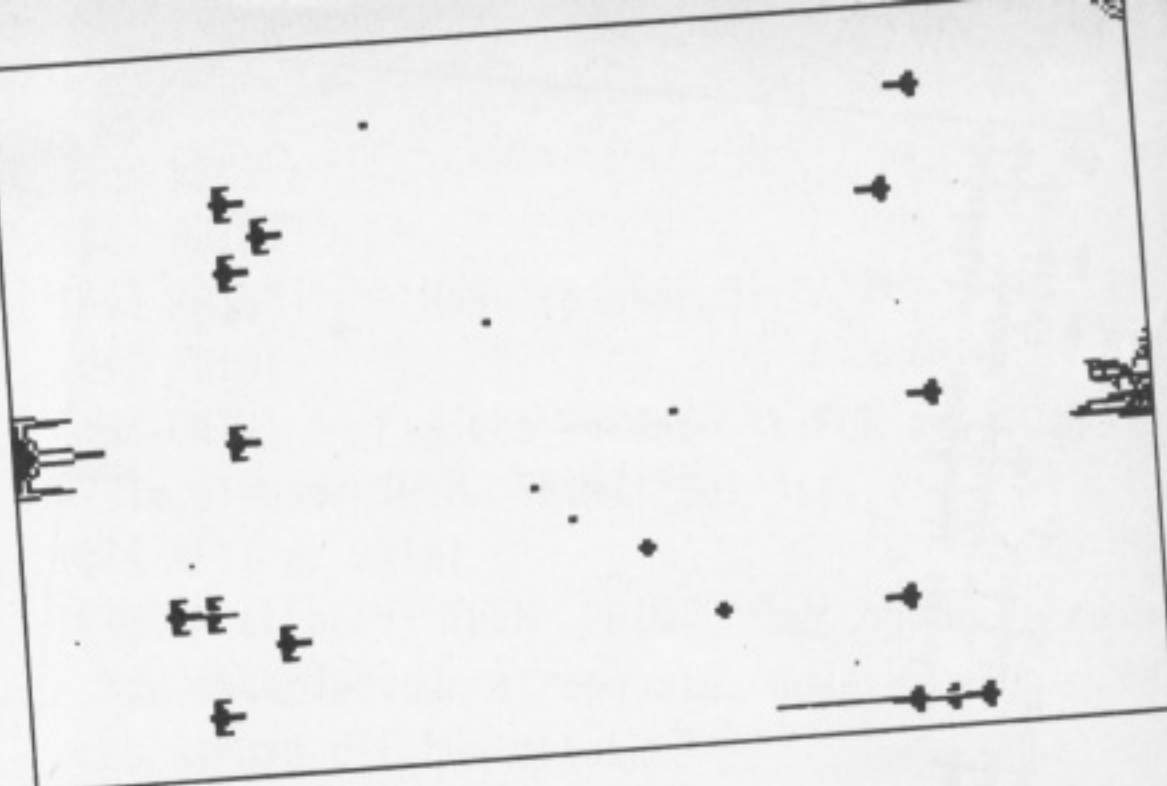


```

3112 IF s(pla,6)<>2 THEN LET pla=pla+1: GO TO 3
112
3115 PRINT "The next planet out from the boun
dary is Sol ";pla
3116 LET ships=INT (p(3-user,3)*p(3-user,2)*p(3-
user,1)*s(pla,4))
3120 PRINT "There are roughly ";INT (ships*((RND
*.2)+.9));" posted around it."
3140 RETURN
3150 LET pla=9
3155 IF s(pla,6)<>1 THEN LET pla=pla-1: GO TO 3
155
3160 PRINT "Sol ";pla;" is the next planet in to
wards the sun from the boundary."
3162 LET ship=INT (p(3-user,3)*p(3-user,2)*p(3-u
ser,1)*s(pla,4))
3165 PRINT "Posted around that planet are appr
oximately ";INT (ship*((RND*.2)+.9));" ships."
3180 RETURN
3200 REM ** - Alter Navy Postings - **
3201 LET percleft=100
3205 FOR a=1 TO 9: IF s(a,6)<>user THEN GO TO 3
290
321 IF percleft=0 THEN GO TO 3290
3215 PRINT "The old percentage posted aroundSol
";a;" was ";s(a,4)*100;"%": INPUT "What percent
age of your total fleet do you want posted aro
und Sol ";a;" (0-";(percleft);")";percent
3220 IF percent>percleft OR percent<0 THEN PRIN
T "Incorrect. Re-Enter.": G TO 3215
3225 LET s(a,4)=percent/100: LET percleft=percle
ft-percent
3230 PRINT "There are now ";INT (p(user,1)*p(use
r,2)*s(a,4));" posted around Sol ";a
3290 NEXT a
3295 GO SUB 9999: RETURN
3300 REM ** - Attack Next Planet - **
3305 IF user=1 THEN LET pla=2: LET add=1
3310 IF user=2 THEN LET pla=8: LET add=-1
3315 IF s(pla,6)<>user THEN PRINT "The Next Pla
net is Sol ";pla: GO TO 3322
3320 LET pla=pla+add: GO TO 3315
3322 IF INT (s(pla-add,4)*p(user,3)*p(user,2)*p(
user,1))=0 THEN PRINT "You have no ships on you

```

# 94



```

r planetto invade with.": GO SUB 9998: LET menus
el=1: RETURN
3325 PRINT "The cost of this battle is ";: LET c
ost=INT (RND*1e+6)+1: PRINT cost;CHR$ 144: LET p
(user,5)=p(user,5)-cost
3330 PRINT "Battle Commences."
3331 FOR a=1 TO RND*40: BEEP RND/20,RND*10+20: N
EXT a
3335 LET yatstr=INT (s(pla-add,4)*p(user,3)*p(us
er,2)*p(user,1))
3340 LET hatstr=INT (s(pla,4)*p(3-user,3)*p(3-us
er,2)*p(3-user,1))
3342 LET fnum=yatstr/(hatstr+.00001): LET range=
fnum+1: LET pick=RND*range
3345 IF pick<=fnum THEN LET win=1: GO SUB 5500:
CLS : LET s(pla,4)=0: PRINT "Your forces have t
aken the plan-et": FOR a=1 TO 10: BEEP .033,a-5:
BEEP .033,a: BEEP .033,a+10: NEXT a: LET s(pla-
add,1)=s(pla-add,1)*(RND*.1+.85): LET s(pla,1)=s
(pla,1)*(RND*.2+.4): LET s(pla,6)=user: LET attac
k=2: BEEP .2,25: BEEP .2,20: BEEP .25,30: GO SUB
9999: RETURN
3350 LET win=0: GO SUB 5500: CLS : PRINT "The de
fending navy stopped your invasion.": FOR a=10 T
O 1 STEP -1: BEEP .03,a+5: BEEP .03,a: BEEP .03,
a-10: NEXT a: LET s(pla-add,1)=s(pla-add,1)*(RND
*.05+.85): LET s(pla,1)=s(pla,1)*(RND*.1+.8): LE
T attack=1: BEEP .2,-25: BEEP .2,-20: BEEP .25,-
30: GO SUB 9999: RETURN
3400 REM ** - All out attack - **
3405 INPUT "Enter your code number:- "; LINE p$
3406 IF (user=1 AND p$=c$) OR (user=2 AND p$=d$)
THEN PRINT "Correct code.": BEEP .1,0: GO TO 3
411
3410 PRINT "Incorrect Code number.": FOR a=1 TO
10: BEEP .1,-10: PAUSE 5: NEXT a: GO SUB 9999: L
ET menuel=1: RETURN
3411 LET yatstr=INT (p(user,3)*p(user,2)*p(user,
1)): IF yatstr=0 THEN PRINT "You have no ships

```



```

in your whole fleet to attack with.": GO SUB 999
9: LET menusel=1: RETURN
3412 PRINT TAB 8;"ALL OUT ATTACK:GO!!": BEEP .25
,10: BEEP .25,5: BEEP .25,10
3415 PRINT "This attack will cost ";: LET cost=I
NT (RND*4.5e+6)+1: PRINT cost;CHR$ 144: LET p(us
er,5)=p(user,5)-cost
3420 LET hatstr=INT (p(3-user,3)*p(3-user,2)*p(3
-user,1)): LET fnum=yatstr/(hatstr+.0000001)
3430 LET range=fnum+1: LET pick=RND*range: IF pi
ck<fnum THEN LET win=1: GO SUB 5500: CLS : PRIN
T "You have succesfully invaded your opponent
s territory, well done!!!!": GO SUB 9999: GO TO
9e+3
3435 LET win=0: GO SUB 5500: CLS : PRINT "There
were heavycasualties on both sides. The opposi
ng forcesmanaged to beat off your attack though.
": FOR a=20 TO -20 STEP -2: BEEP .1,a-5: BEEP .1
,a: BEEP .1,a+9: NXT a
3440 LET num=INT (RND*9)+1: FOR a=1 TO num: LET
pla=INT (RND*9)+1: LET s(pla,1)=s(pla,1)*(RND*.5
+.5): LET s(pla,5)=s(pla,5)*RND*.5: LET s(pla,8)
=s(pla,8)*1+(RND*s(pla,8)): NEXT a
3445 LET attack=1
3450 GO SUB 9999: RETURN
3500 REM **- DIPLOMACY **-
3502 CLS
3505 PRINT TAB 12;"Diplomacy" TAB 12;"-----"
3510 PRINT : PRINT "1. Try to force your oppoent
tosurrender.": PRINT : PRINT "2. Try to form an
alliance.": PRINT
3512 PRINT "3. Return to main menu.": PRINT
3515 INPUT "Enter choice:-";dipsel: LET dipsel=I
NT (dipsel+.5): IF dipsel<1 OR dipsel>3 THEN BE
EP .3,-40: BEEP .3,-35: GO TO 3515
3517 IF dipsel=3 THEN LET menusel=1: RETURN
3520 GO SUB (dipsel-1)*200+3600: GO SUB 9999: RE
TURN
3600 REM **- FORCE OPPONENT TO SURRENDER **-
3605 PRINT "Your diplomacy groups fee for this
is ";: LET fee=INT (RND*10000)+1: PRINT fee;" "
: LET p(user,5)=p(user,5)-fee
3610 PRINT " Player ";3-user;" :-"
3615 IF user=1 THEN PRINT u$;" ";o$
3617 IF user=2 THEN PRINT t$;" ";n$
3620 DIM e$(1): PRINT "Ruler of ";: GO SUB 1450:
PRINT 9-numpla;" planets. Your opponent is won
dering wether you wish to surrender or not.": IN
PUT "Do you wish to?"; LINE e$: IF e$(1)="y" OR

```

## SPECTRUM 48K

```

e$(1)="Y" THEN GO TO 9000
3625 PRINT "Player ";3-user;" does not wish to s
urrender.": RETURN
3800 REM **- FORM AN ALLIANCE **-
3805 PRINT "The diplomacy groups fee for doi-ng
this job is ";: LET fee=INT (RND*1e+5)+1: PRINT
fee;CHR$ 144: LET p(user,5)=p(user,5)-fee
3810 PRINT " Playr ";3-user;" :-"
3815 IF user=1 THEN PRINT u$;" ";o$
3817 IF user=2 THEN PRINT t$;" ";n$
3820 DIM e$(1): PRINT "Ruler of ";: GO SUB 1450:
PRINT 9-numpla;" planets." "Your opponent wishe
s to form an alliance with you.": INPUT "Do you
agree?"; LINE e$: IF e$(1)="y" OR e$(1)="Y" THEN
GO SUB 9000
3825 PRINT "Player ";3-user;" does not wish to f
orm an alliance."
3830 RETURN
4000 REM **- READ OUT **-
4002 CLS
4004 PRINT "Read Out on General Information.":
FOR a=1 TO 32: PRINT CHR$ 164;: NEXT a
4005 PRINT " Player ";user
4010 IF user=1 THEN PRINT t$;" ";n$
4015 IF user=2 THEN PRINT u$;" ";o$
4020 PRINT " Ruler of ";: GO SUB 1450: PRINT num
pla;" planets."
4025 PRINT "TAX on population=";p(user,4)*100;"%
"
4030 PRINT "PEOPLE under your rule=";
4031 GO SUB 4950
4033 PRINT pop
4034 PRINT "Ships in Navy=";INT (p(user,1)*p(use
r,2)*p(user,3))
4035 PRINT "F.143 in stock=";p(user,1);" ts."
4040 PRINT "F.143 used=";p(user,2)*100;"%"
4045 PRINT "F.143 used in navy=";p(user,3)*p(use
r,2)*100;"%"
4050 PRINT "Percent of total F.143 used for civi
lian needs=";(1-p(user,3))*(user,2)*100;"%"

```





```

4055 PRINT "MONEY owned=";p(user,5);CHR$ 144
4060 PRINT "Planets owned:~"
4065 FOR a=1 TO 9
4070 IF s(a,6)=user THEN PRINT "Sol ";a,
4080 NEXT a
4090 GO SUB 9999
4100 RETURN
4500 REM **~ SURRENDER ~**
4505 DIM e$(1): INPUT "Are you sure you wish to
surrender?"; LINE e$: IF e$(1)<>"y" AND e$(1)<>
"Y" THEN LET menusel=1: RETURN
4510 CLS : PRINT " Player ";3-user'
4520 IF user=1 THEN PRINT u$;" ";o$
4525 IF user=2 THEN PRINT t$;" ";n$
4530 PRINT " Your opponent has decided to peac
efully surrender all his weapons to you.": GO
SUB 9999: GO TO 9000
4950 REM **~ WORK OUT TOTAL AMOUNT OF PEOPLE ~**
4951 LET pop=0: FOR a=1 TO 9: IF s(a,6)=user THE
N LET pop=pop+s(a,1)
4952 NEXT a: RETURN
5000 REM **~ ALTER TAXES ~**
5002 CLS
5003 PRINT TAB 14;"Taxes" TAB 14;"===="
5005 PRINT " The general tax on the populat-ion
is at the moment ";p(user,4)*100;"%"
5010 INPUT "Enter new value of tax:-";tax: LET p
(user,4)=tax/100
5015 PRINT "New value of tax is ";tax;"%"
5020 GO SUB 9999: RETURN
5500 REM **~ Space Battles ~**
5501 BORDER 1: PAPER 1: INK 7: CLS
5502 FOR a=1 TO RND*40: PLOT RND*255,RND*175: NE
XT a
5505 LET curve=RND*PI/2: LET start=INT (RND*50)+
200: FOR a=start TO 255 STEP 2: PLOT a,175: DRAW
255-a,-255+a,curve: NEXT a
5506 PRINT AT 10,0; INK 5;CHR$ 152; INK 6;CHR$ 1
53' INK 3;CHR$ 154; INK 6;CHR$ 155; INK 7;CHR$ 1
56' INK 5;CHR$ 157; INK 6;CHR$ 158: PRINT AT 10,
29; INK 6;" ";CHR$ 145; INK 2;CHR$ 146;AT 11,29;
INK 6;" ";CHR$ 147;CHR$ 148;AT 12,29;CHR$ 149;C
HR$ 150; INK 5;CHR$ 151: IF fnum>12.5 THEN LET
fnum=12.5

```

```

5507 LET xwings=INT (fnum+.5)*7+1: DIM x(xwings,
2): FOR a=1 TO xwings: LET x(a,1)=INT (RND*22):
LET x(a,2)=INT (RND*4)+4: PRINT AT x(a,1),x(a,2)
;CHR$ 159: NEXT a
5508 DIM v(7,2): FOR a=1 TO 7: LET v(a,1)=INT (R
ND*22): LET v(a,2)=INT (RND*4)+24: PRINT AT v(a,
1),v(a,2); INK 6;CHR$ 160: NEXT a
5509 FOR a=1 TO INT (RND*9): LET alp=INT (RND*9)
+1: PRINT AT INT (RND*22),INT (RND*11)+10; INK 1
NT (RND*8);CHR$ s(alp,7): NEXT a
5510 FOR g=0 TO RND*100: LET shipick=INT (RND*xw
ings)+1: LET xcord=(x(shipick,2)+1)*8: LET ycord
=(22-x(shipick,1))*8-4: PLOT xcord,ycord: LET le
n=RND*100: DRAW len,0: GO SUB 5900: PLOT OVER 1
;xcord,ycord: DRAW OVER 1;len,0
5515 LET shipick=INT (RND*7)+1: LET xcord=v(ship
ick,2)*8-1: LET ycord=(22-v(shipick,1))*8-4: PLO
T xcord,ycord: LET len=-RND*100: DRAW len,0: GO
SUB 5900: PLOT OVER 1;xcord,ycord: DRAW OVER 1
;len,0
5525 NEXT g
5530 GO SUB win*1000+6000: RETURN
5900 REM **~ FIRE SOUND ~**
5901 BEEP .05,RND*20+20: BEEP .05,RND*20+25: RET
URN
6000 REM **~ DEFENDER WINS ~**
6005 PLOT 231,84: GO SUB 5900: DRAW -231,0: OVER
1: PLOT 231,84: DRAW -231,0: OVER 0: GO SUB 790
0: RETURN
6999 STOP
7000 REM **~ Attacker wins ~**
7005 PLOT 24,84: GO SUB 5900: DRAW 231,0: OVER 1
: PLOT 24,84: DRAW 231,0: OVER 0: GO SUB 7900: R
ETURN
7900 REM **~ SHIP BLOW UP ~**
7901 FOR c=1 TO RND*15: FOR b=10 TO 12: PRINT AT
b,win*29; PAPER INT (RND*8);" ";: NEXT b: BEE
P RND*.05,RND*-20-20: NEXT c: RETURN
8499 RETURN
8500 REM **~ TITLE ~**
8502 GO SUB 8600
8505 PAPER 1: BORDER 1: INK 7: BRIGHT 1: CLS
8510 CIRCLE 127,88,50: PLOT 127,38: DRAW 0,100,1
: PLOT 77,88: DRAW 100,0,1
8515 PRINT TAB 7; FLASH 1;"SPACE BATTLE 2091"
8520 CIRCLE 50,150,20: PLOT 50,130: DRAW 0,40,1:
PLOT 30,150: DRAW 40,0,1
8525 PRINT AT 10,0; INK 5;CHR$ 152; INK 6;CHR$ 1
53' INK 3;CHR$ 154; INK 6;CHR$ 155; INK 7;CHR$ 1

```





```

56' INK 5;CHR$ 157; INK 6;CHR$ 158
8530 FOR a=1 TO RND*10: PRINT AT RND*21,RND*31;
OVER 1;CHR$ 159: NEXT a: FOR a=1 TO RND*9: PRINT
AT RND*21,RND*31; INK 6; OVER 1;CHR$ 160: NEXT
a
8540 RETURN
8600 REM ** Set-up graphics -**
8605 FOR a=USR "a" TO USR "u"+7: READ v: POKE a,
v: NEXT a
8610 RETURN
9000 REM ** UNIFIED SYSTEM -**
9010 INK 0: BRIGHT 0: CLS
9015 PLOT 3,88: PLOT 5,88: PLOT 7,88: INK 2: PLOT
10,88: REM Inner Planets
9020 INK 6: PLOT 33,88: DRAW 1,1: DRAW 1,-1: DRAW
-1,-1: DRAW -1,1: REM Sol 5
9025 INK 7: PLOT 62,88: PLOT 63,88: REM Sol 6
9030 INK 4: PLOT 124,88: INK 3: PLOT 194,88: INK
0: PLOT 255,88: REM Outermost Planets
9035 INK 6: PRINT AT 1,15;CHR$ 132;CHR$ 143;CHR$
143;CHR$ 136;AT 2,15;CHR$ 143;CHR$ 143;CHR$ 143
;CHR$ 143;AT 3,15;CHR$ 143;CHR$ 143;CHR$ 143;CHR$
143;AT 4,15;CHR$ 129;CHR$ 143;CHR$ 143;CHR$ 13
0
9040 INK 7: PAPER 0: PRINT AT 1,0;"The Sun the o
n ";AT 2,0;"same scale --->";AT 3,0;"as the plan
ets."
9045 PRINT AT 0,7; BRIGHT 1: INVERSE 1;"Plan of
Sol System"
9050 PAPER 4: INK 0: BRIGHT 1: PRINT AT 13,1;"Yo
u have succesfully unified";AT 14,2;"the Sol sus
tem. Human civ-";AT 15,3;"ilisation can now prog
r-";AT 16,4;"ess and spread into t-";AT 17,4;"he
Galaxy. Well done";AT 18,5;"!!!!!!!!!!!!!!!!!!!!"
9055 LET oct=0
9060 BEEP .1,-14+oct: PAUSE 20: BEEP .1,-14+oct:
PAUSE 20: BEEP .1,-14+oct: PAUSE 20: BEEP .125,
-18+oct: PAUSE 4: BEEP .1,-11+oct: PAUSE 10: BEE
P .1,-14+oct: PAUSE 20: BEEP .125,-18+oct: PAUSE
4: BEEP .1,-11+oct: PAUSE 10: BEEP .1,-14+oct:
PAUSE 50
9065 LET oct=INT (RND*21)-10: GO TO 9060
9990 CLS : PRINT TAB 12;"Save Game."TAB 12;"---
-----"
9991 PRINT ""File name:-";: LET f$="Turn "+STR
$ turn: PRINT f$: SAVE t$ LINE 9993: PRINT "Prog
ram saved, rewind tape for verification. If it

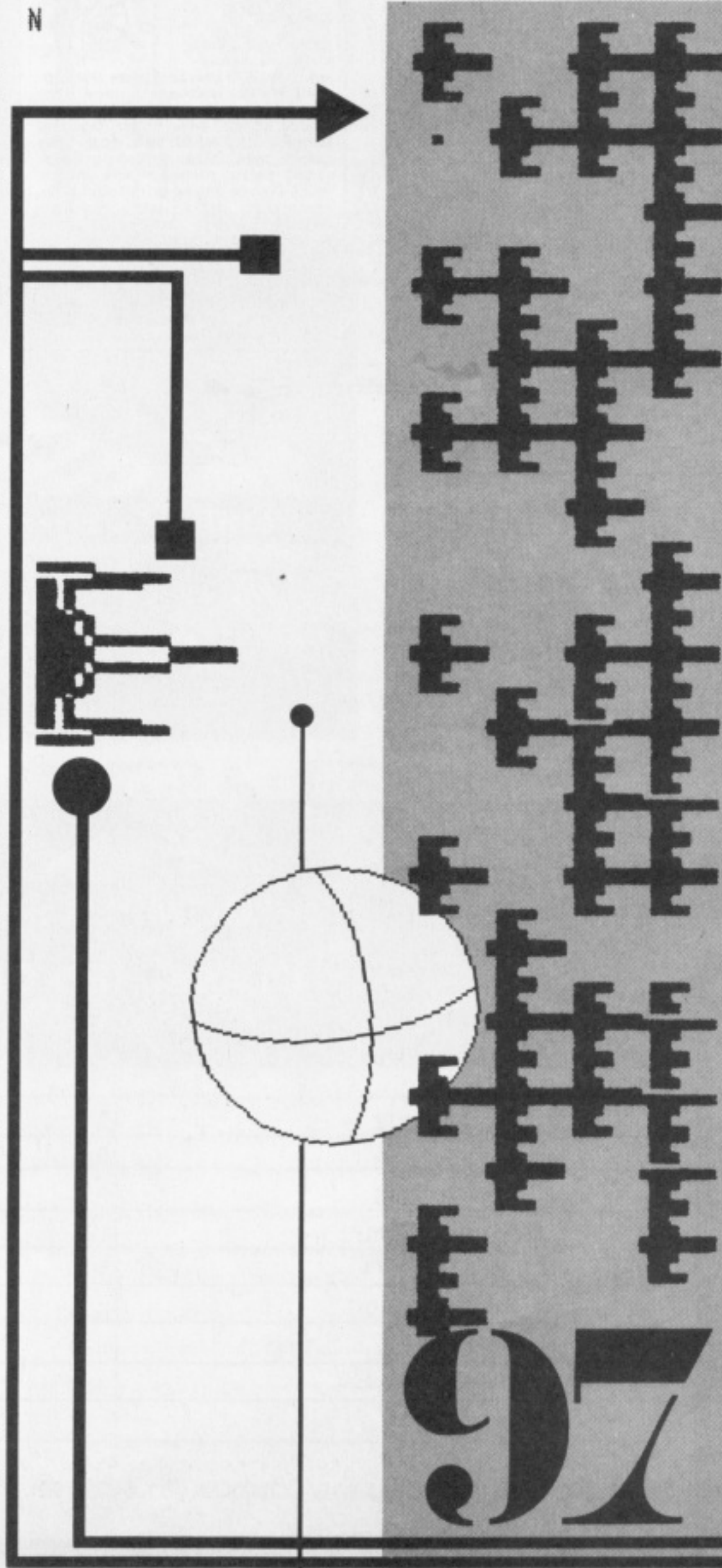
```

## SPECTRUM 48K

```

does not verify then type GO TO 9991.": BEEP
.5,-25: VERIFY ""
9992 PRINT "Program Verified. Do you wish to cont
inue this game?": INPUT "(Y=yes/N=no)"; LINE r$:
IF r$(1)="n" OR r$(1)="N" THEN RANDOMIZE USR 0
9993 LET menu=1: RETURN
9998 REM ** ENTER prompt -**
9999 INPUT FLASH 1;"Press ENTER to continue.";
LINE e$: BEEP .05,RND*10: BEEP .05,RND*10: RETUR
N

```





**Telephone Dave 01-437-0699**



## SOFTWARE

## ATARI

**400/600/800 XL/XE SOFTWARE**

We have an all round selection of disks, cassettes and cartridges FOR HIRE. Apply now and hire your first 4 games free. Well over 800 different original titles. For full details send stamped addressed envelope or telephone evenings 7pm-10pm or week-ends.

**LOW ATARI PRICES**

800 XL Computers **£94.95**  
(P&P £2.95)

1050 Disk Drives **£174.95**  
(P&P £2.95)

Save **£10.00** when you purchase both.  
Memorex disks, boxes of 10 single  
density disks **£16.50**, double density  
disks **£18.00**. Antic and Analog  
magazines available.  
Six subscriptions **£19.00**.

**Games & Software Club,  
Dept CG, 35 Tilbury Road,  
Thorney Close, Sunderland,  
SR3 4PB. Tel: 0783 286351.**

**-WIN A COLOUR T.V.**

Spectrum - Oric - Atmos - QL

Free membership. Free entry to draw.  
SAE for details to: **Hire Soft, (Dept CG),**  
**113 Broomfield Rd., Marsh, Hudders-**  
**field, Yorks. (State micro)**

## JOKES

**FREE**

Britain's No. 1 Joke  
Catalogue packed

with over 500 practical jokes from 5p  
Stink bombs, Whoopee cushion, wob-  
bly lager glass, laxative tea bags,  
smoke bombs, willie sugar, cigarette  
bangers, joke blood, sick, mess, soap  
sweets, wet jokes, exploding jokes,  
magic tricks, party fun kits, masks,  
make-up, sea monkeys, girl strip pens,  
adult party packs, saucy novelties,  
naughty presents, posters, badgers,  
the complete Joke Shop by Post.  
Send 13p stamp with your name and  
address for bumper colour catalogue  
and Free Gift to:

**MATCHRITE, THE FUNNY BUSINESS**  
(Dept C.G.) 167 WINCHESER ROAD,  
BRISTOL BS4 3NJ.



## LIBRARIES

**BBC / ELECTRON / DRAGON**  
software library. Membership  
£5.00, tapes 1 (+30p P&P). Stamp  
for details. E. Tucker, 58 Blenheim  
Walk, Corby, Northants.

**T199/4A BASIC**

Seven games on two tapes one price. Bagbounder Food of the Gods, 3D Maze Hunt, Eat-Up, Laundry Man, Lower and Higher and Rebound Sector **£6.95**. 50% profits for Ethiopia. P&P Free. Send Cheques/PO's to:  
**KABEE SOFTWARE, 73 Thornes Park, Restrict, Brighouse, W. Yorks HD6 3DA.**

KABEE SOFTWARE, 73 Thomas Park,  
Bastrick, Brighouse, W. Yorks HD6 3DA

**PUT YOUR  
SALES  
FIGURES  
INTO ORBIT!  
TO  
ADVERTISE  
PHONE DAVE  
ON  
01-437 0699**

```
bick,2)+1)*8: LET ycc
```

For Comm 64, 16 : VIC 20 :  
SPECTRUM : AMSTRAD :  
DRAGON : ATARI 400/800/  
1200 : MSX : BBC :  
ELECTRON : SAE FOR  
PRICE LIST

(state which micro)

## ARCADE SOFTWARE

**202/3 Shopping Hall, East Ham, London E6. or phone 01-471 5900 FOR A PRICE**

**ATARI**

## FREE GAMES

Yes just send large SAE for our latest list and you will receive a space shoot-up **FREE** on tape, disc owners send blank disc — Mail Order only:

## STOCKSOFT

15 Woodbrook Road,  
Birmingham B30 1OE.

# COMPUTER GAMER CLASSIFIED ORDER FORM

1.	2.	3.
4.	5.	6.
7.	8.	9.
10.	11.	12.
13.	14.	15.

Please place my advert in CG for ..... issues commencing as soon as possible. I am enclosing my cheque/P.O. for £. .... (made payable to **A.S.P. LTD**)


Name .....

**Address.....**

Phone No. ....

Signature..... Date.....

**SEND TO: 1 GOLDEN SQUARE, LONDON W.1. 6L20 7AR.**






**NEW**

**FROM**


# Gyron Software

**THE ULTIMATE GRAPHICS PACKAGE FOR THE COMMODORE 64**



SPRITE EDITOR

HI-RES MULTI COLOUR  
PAINT BOX



CHARACTER EDITOR



**TRADE  
ENQUIRES  
WELCOME**



**01 472 5567**

**FOR ONLY**  
**£15.95** CASSETTE  
**£17.95** DISK

## ARTSTAR

- ★ 100% Machine Code.
- ★ Full Sprite Creator and Editor with 64 Sequence Sprite Animation.
- ★ Full Character Creator and Editor.
- ★ Hi-Res Multi-Colour Paint Box including:  
Block Move ★ Verticle and Horizontal adjustment ★ Rapid Fill ★ Circle etc.
- ★ Keyboard, Joystick or Light Pen Operation. \*
- ★ Menu Driven

- ★ Save Sprites, Characters or Hi-Res Screen for use in your own Programs.
- ★ Load Previously Saved Screens for Alteration.
- ★ Full Screen Canvas.
- ★ Full 16 Colour Palette.
- ★ Full Documented & Illustrated Instruction Manual.

Stack Light Pen or Compatable. \*



**Gyron Software**

P.O. Box 194 Manor Park, London E12 6QL

Sold according to the Gyron Software terms of trading  
copies of which are available on request.

Send to Gyron Software Ltd. P.O. Box 194, Manor Park,  
London. E12 6QL | Please supply Copy/Copies of ARTSTAR on |

Cassette @ £15.95 ☐ Disk @ £17.95 Please tick box.

I enclose cheque/P.O. for £.....payable to Gyron Software Ltd.

Name.....

Address.....

.....Post Code.....

Please Print

Orders returned by first class post. Post & Packaging FREE




A CHALLENGING ARCADE-STYLE ADVENTURE


# REPTON




THE INTRODUCTORY SCREEN




AN EGG ABOUT TO HATCH



SCREEN L



A LURKING REPTILE



THE MAP (SCREEN H)



ACORN ELECTRON VERSION

£9.95 cassette/£11.95 disc

**ACORN  
ELECTRON  
BBC  
MICRO**

Your mission is to retrieve all the diamonds from a series of underground caves; some of the diamonds are easy to collect but many are located in cleverly-constructed traps of falling rocks and boulders. Other diamonds lie nearby giant eggs which hatch into ferocious reptiles. You are aided by maps to guide your way through the 12 increasingly difficult levels. Each level features 4-way screen-scrolling over an area of 16 times the size of the screen — an enormous challenge by any standards! A fascinating strategic game with an ingenious "password" feature which enables you to skip screens which you have already completed once. Our best game yet!

**Competition**

When all 12 levels of Repton have been completed in succession, a congratulatory message is displayed on the screen. The first person to send us a photograph of this screen will win **£100**. Closing Date: 30th September, 1985.

WE PAY UP TO 20% ROYALTIES FOR HIGH QUALITY BBC MICRO AND ELECTRON PROGRAMS.



**SUPERIOR SOFTWARE LTD.**

Dept. MU7, Regent House,  
Skinner Lane, Leeds 7.  
Tel: 0532 459453.



**OUR GUARANTEE**

- (1) All our software is despatched within 48 hours by first-class post.
- (2) In the unlikely event that any of our software fails to load, return your cassette to us and we will immediately send a replacement.

